

# Financial Management Report

*Actuals through September 30, 2024*



**Table of Contents**  
**2024 Annual Report Section**

Executive Summary .....3  
Monthly Sales Tax Report ..... 4  
Top Revenues by Type ..... 5  
Top Expenditures by Category ..... 6  
Revenue to Expenditure Comparison-No Transfers ..... 7  
Cash Balances by Fund .....8  
Debt Outstanding & Legal Debt Capacity ..... 9  
Fund Summary-Budget, Monthly Actual, YTD Actual Expenditures .....10

Graphs

- Property Tax ..... 12
- REET 1 & 2 ..... 13
- Sales Tax .....14
- Surface Water Fees .....15
- Building Permits .....16
- Building Plan Check Fees ..... 17
- Interest Income ..... 18

Employment by Type .....19  
Capital Expenditures by Type ..... 20

**2023/2024 Biennial Report Section**

Biennial Budget-to-Actual Comparison-Revenues & Expenditures . . . . . 22  
Revenue Detail by Fund ..... 23  
Expenditure Detail by Fund ..... 35

**Investment Section**

Investment Graphs .....72

# 2024 Annual Report Section

## Executive Summary

**Economy:** Inflation as measured by CPI-U posted a 12 month increase of 2.4% on the national level for September and 3.1% for the Seattle-Tacoma-Bellevue area for the month of August, according to the U.S. Bureau of Labor Statistics. The unemployment rate for September was 4.1% on the national level and for Sammamish it was 4.4% on a preliminary basis for the month of August, the most recent available data. Seattle area home prices have been rising over the last six months and in July, prices were 6.0% higher than July of 2023. They are currently 4.0% lower than the peak high prices reached in May of 2022, according to the Case-Shiller non-adjusted index.

**Revenues:** Total revenues for the first nine months of 2024 are \$52.3 million, about \$2.0 million below 2023 levels at this time. Some individual variances are briefly explained below:

- Taxes in total are \$2.4 million higher than last year. Variances by type of tax are outlined below:
  - \*Property tax revenue is approximately \$0.6 million higher through August than last year. The year over year variance is primarily due to taking the 1% allowable annual increase. The majority of property taxes are paid in the April/May and October/November time periods.
  - \*Sales taxes are slightly above last year at this time. The following page of this report has more detailed information by the category of sales and year over year variances.
  - \*The City's share of criminal justice sales taxes are \$48 thousand lower year to date this year, compared to last year and it seems like these taxes are trending slightly lower.
  - \*Real estate excise tax (REET) revenue year to date is approximately \$1.5 million higher than the first eight months of 2023. The median sales price for the month of September in Sammamish was 8.4% higher than in September of 2023, and the number of sales YTD is up 13%, 673 sales versus 593 sales.
- Licenses/Permits and Charges for Goods & Services categories, including development revenue as well as other revenues related to charges for goods and services, combined are \$0.8 million higher through September of 2024 compared to 2023. These revenue categories are higher primarily as a result of receiving higher mitigation and surface water fees in 2024.
- Intergovernmental revenues are \$6.5 million lower this year as 2023 included \$4.6 million from ARPA recognized as revenue in 2023 and \$1.6 million from a Department of Transportation grant.
- Miscellaneous revenues are \$1.3 million higher through September of 2024 than last year. Interest rates are higher than they were in the early part of 2023 and the City has received approximately \$1.2 million more in interest income YTD in 2024 than in 2023.

REVENUE TYPE	2023 ACTUAL	YTD '23 ACTUAL	2024 BUDGET	2024 ACTUAL	PERCENT COLLECTED	24-23 YTD \$ VARIANCE
Taxes	\$ 50,437,730	\$ 30,834,608	\$ 49,529,000	\$ 33,202,309	67%	\$ 2,367,701
Licenses/Permits	2,698,317	1,839,370	2,426,000	1,891,422	78%	52,051
Intergovernmental	9,688,505	8,665,755	5,736,665	2,215,475	39%	(6,450,281)
Chgs Goods/Svcs	14,015,783	8,359,339	14,707,759	9,088,675	62%	729,337
Fines & Forfeits	136,747	35,223	415,000	700	0%	(34,523)
Miscellaneous	6,717,393	4,648,194	5,633,700	5,938,963	105%	1,290,769
<b>TOTAL</b>	<b>\$ 83,694,477</b>	<b>\$ 54,382,489</b>	<b>\$ 78,448,124</b>	<b>\$ 52,337,544</b>	<b>67%</b>	<b>\$ (2,044,945)</b>

**Expenditures:** Total expenditures through September of 2024 are approximately \$16.0 million higher than they were through September of 2023. Personnel costs are higher than last year primarily due to switching to the new compensation plan that included an 8.6% across the board increase on January 1, 2024. Maintenance & operations costs are higher compared to last year by \$0.7 million, with the largest YTD increase from spending \$0.3 million more on insurance in 2024. Police and fire contract spending is lower YTD than last year at this time due to the timing of payments on the police contract. Capital spending is higher by \$14.5 million, primarily due to expenditures on fields at Inglewood Middle School and spending on Fire Station #82.

EXPENDITURE TYPE	2023 ACTUAL	YTD '23 ACTUAL	2024 BUDGET	2024 YTD ACTUAL	PERCENT EXPENDED	24-23 YTD \$ VARIANCE
Personnel	\$ 20,283,045	\$ 15,183,784	\$ 23,626,950	\$ 16,336,675	69%	\$ 1,152,891
Maintenance & Oper	18,634,369	11,716,550	20,363,986	12,391,572	61%	675,022
Police & Fire Contracts	18,334,345	11,865,685	19,484,484	11,464,475	59%	(401,210)
Capital	7,335,666	4,222,994	28,442,069	18,768,028	66%	14,545,035
<b>TOTAL</b>	<b>\$ 64,587,425</b>	<b>\$ 42,989,013</b>	<b>\$ 91,917,489</b>	<b>\$ 58,960,751</b>	<b>64%</b>	<b>\$ 15,971,739</b>

**Combined Total:** For the first nine months of the year, for all funds, the City's total revenues are \$6.6 million lower than total expenditures. The City has collected 67% of the annual budgeted revenues and expended 64% of the annual budgeted expenditures. For 2024, total expenditures are budgeted to be \$13.5 higher than total revenues, primarily due to spending within the capital funds.

## City of Sammamish Sales Tax September 2024

*There is a two-month lag in sales tax reporting due to the timing of the receipt of revenues, so the YTD results through September of 2024, include nine months, however, the data included are sales from the months of November and December of 2023 and January through July of 2024. At the end of the year a journal entry is done to move the tax revenues to the appropriate year. Additionally, this report only contains retail sales tax, it does not contain the city's share of criminal justice sales tax, which has an annual budget of \$2.15 million.*

Sales tax revenue for the first nine months of the year is slightly higher than last year. Over the last few years, the City's sales tax revenues have been fairly consistent, between \$7.2-\$7.7 million annually, (excluding shared sales tax revenue from criminal justice sales tax).

Here are some general observations on sales tax revenue by category, and note confidentiality agreements restrict giving specific information on individual companies:

**General Merch/Misc Retail** is lower \$5,034 or 0.2% compared to 2023. Within this category, the sub-categories containing gardening, home furnishings, electronics and personal/healthcare are below last year's levels, while clothing, accessories and sporting goods are slightly higher than last year.

**Contracting** revenue, which contains primarily construction-related companies, is lower by 5.1% or \$76,469 compared to last year and is the category with the largest year over year negative variance. This reduced level of sales tax in this category is also seen in lower development revenues within the City.

**Services** revenue is up 5.6% or \$60,173. The largest increases are coming from the sub-categories called administrative support, including technology, and a sub-category called arts, entertainment and recreation. The largest year over year decline is from the sub-category called professional, scientific and technical services.

**Miscellaneous** revenue is higher by \$45,276 or 11.1% compared to last year, with the majority of the increase within the statewide pool.

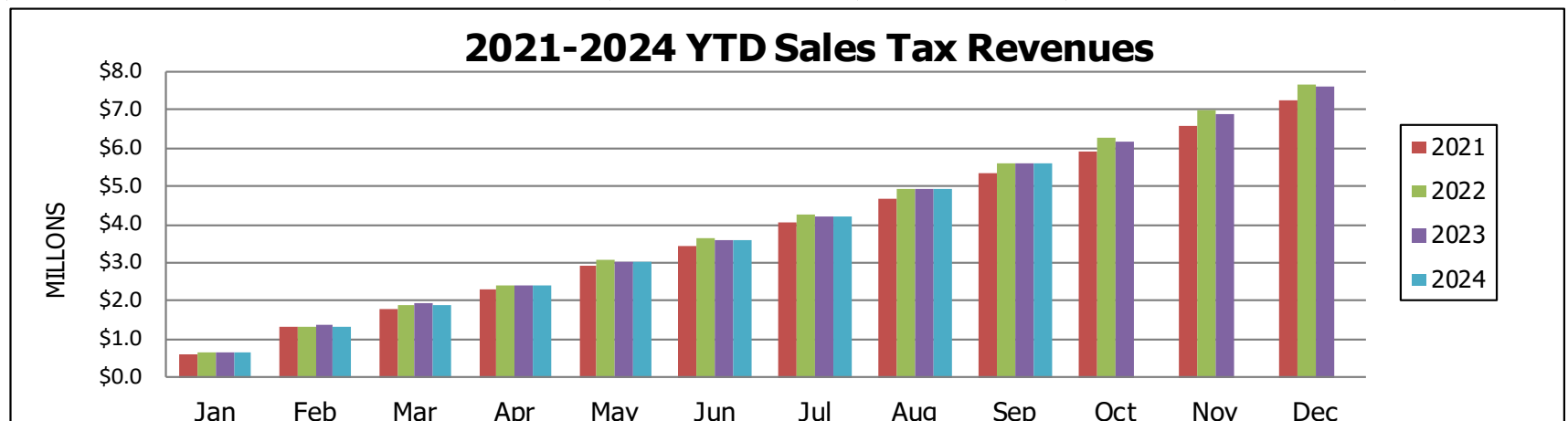
**Retail Eating/Drinking** revenue is down \$8,062, or 3.0% YTD, due to various increases and decreases in monthly revenues from individual restaurants compared to last year.

**Wholesale** revenue is higher by 10.2% or \$17,625 YTD. This increase is due to a handful of companies within different lines of wholesale businesses that have increased their sales this year.


















**Communications** sales tax revenue is \$10,489 or 7.8% lower YTD than last year. Within this category, there are many companies experiencing decreases.

### 2024 Sales Tax Receipts by Business Sector-YTD Actuals




Business Sector Group	YTD		Dollar Change	Percent Change	Percent of Total	
	2023	2024			2023	2024
Gen Merch/Misc Retail	2,014,962	2,009,928	(5,034)	-0.2%	36.1%	35.9%
Contracting	1,504,168	1,427,699	(76,469)	-5.1%	27.0%	25.5%
Services	1,068,415	1,128,588	60,173	5.6%	19.2%	20.2%
Miscellaneous	408,290	453,566	45,276	11.1%	7.3%	8.1%
Retail Eating/Drinking	271,808	263,746	(8,062)	-3.0%	4.9%	4.7%
Wholesale	173,091	190,716	17,625	10.2%	3.1%	3.4%
Communications	135,187	124,698	(10,489)	-7.8%	2.4%	2.2%
<b>Total</b>	<b>\$ 5,575,921</b>	<b>\$ 5,598,941</b>	<b>\$ 23,020</b>	<b>0.4%</b>	<b>100.0%</b>	<b>100.0%</b>



**TOP BUDGETED REVENUE ITEMS BY TYPE (NO TRANSFERS)**  
**Actuals thru September 30, 2024**

	<b>2023 ACTUAL</b>	<b>Revenue Description</b>	<b>Annual BUDGET</b>	<b>Year-to-Date ACTUAL</b>	<b>Percent collected</b>	<b>Balance To Go</b>	
Column:	(A)	(B)	(C)	(D)	(E)	(F)	
Calculation:					(D/C)	(C-D)	
\$	34,367,939	Property Tax	\$ 34,500,000	\$ 19,604,067	56.82%	\$ 14,895,933	
	7,610,367	Sales & Use Tax	7,300,000	5,598,942	76.70%	1,701,058	
	10,116,996	Surface Water Fees	10,500,000	5,861,238	55.82%	4,638,762	
	1,349,311	Street Fuel Tax	1,588,000	959,628	60.43%	628,372	
	2,481,461	Local Crim Justice Sales Tax	2,150,000	1,814,755	84.41%	335,245	
	5,639,043	Investment Interest Earnings	4,655,000	4,993,351	107.27%	(338,351)	
	1,374,940	Building Permits	1,500,000	958,718	63.91%	541,282	
	639,752	Cable Franchise Fee	650,000	453,999	69.85%	196,001	
	1,000,943	Liquor Fees	1,114,000	733,716	65.86%	380,284	
	1,212,619	Building Plan Check Fees	1,601,100	1,079,025	67.39%	522,075	
<b>\$</b>	<b>65,793,370</b>	<b>Total Top 10 Operating</b>	<b>\$ 65,558,100</b>	<b>\$ 42,057,438</b>	<b>64.15%</b>	<b>\$ 23,500,662</b>	
\$	5,528,257	Real Estate Excise Tax - #1 & #2	\$ 5,200,000	\$ 5,935,658	114.15%	\$ (735,658)	
	451,897	Traffic Impact Fees	400,000	204,186	51.05%	195,814	
	229,126	Parks Impact Fees	200,000	101,085	50.54%	98,915	
<b>\$</b>	<b>6,209,280</b>	<b>Top 3 Capital Recurring</b>	<b>\$ 5,800,000</b>	<b>\$ 6,240,930</b>	<b>107.60%</b>	<b>\$ (440,930)</b>	
\$	11,691,827	Other Revenues (NO Transfers)	\$ 7,090,024	\$ 4,039,176	56.97%	\$ 3,050,848	
<b>\$</b>	<b>83,694,477</b>	<b>TOTAL REVENUES</b>	<b>\$ 78,448,124</b>	<b>\$ 52,337,544</b>	<b>66.72%</b>	<b>\$ 26,110,580</b>	

**LEGEND:**

-  Green = Annual Performance is within expectations set in the budget
-  Yellow = Annual performance indicates this may become an area of concern in the future
-  Red = Annual Performance in this area is a cause for concern

## BUDGETED EXPENDITURES BY CATEGORY (NO TRANSFERS)

Actuals thru September 30, 2024

	<b>2023</b>		<b>Annual</b>	<b>Year-to-Date</b>	<b>Percent</b>	<b>Balance</b>	
	<b><u>ACTUAL</u></b>	<b><u>Expenditure Category</u></b>	<b><u>BUDGET</u></b>	<b><u>ACTUAL</u></b>	<b><u>Expended</u></b>	<b><u>To Go</u></b>	
<i>Column:</i>	<i>(A)</i>	<i>(B)</i>	<i>(C)</i>	<i>(D)</i>	<i>(E)</i>	<i>(F)</i>	
<i>Calculation:</i>					<i>(D/C)</i>	<i>(C-D)</i>	
	\$ 20,283,045	Personnel	\$ 23,626,950	\$ 16,336,675	69.14%	\$ 7,290,275	●
	1,478,219	Supplies	1,904,100	891,516	46.82%	1,012,584	●
	17,156,150	Services & Charges	18,459,886	11,500,056	62.30%	6,959,830	●
	9,227,890	EF&R Contract	9,403,484	6,371,937	67.76%	3,031,547	●
	9,106,455	Police Contract	10,081,000	5,092,538	50.52%	4,988,462	●
	7,335,666	Capital	28,442,069	18,768,028	65.99%	9,674,041	●
	<b>\$ 64,587,425</b>	<b>TOTAL EXPENDITURES</b>	<b>\$ 91,917,489</b>	<b>\$ 58,960,751</b>	<b>64.15%</b>	<b>\$ 32,956,738</b>	●

**LEGEND:**



Green = Annual Performance is within expectations set in the budget



Yellow = Annual performance indicates this may become an area of concern in the future

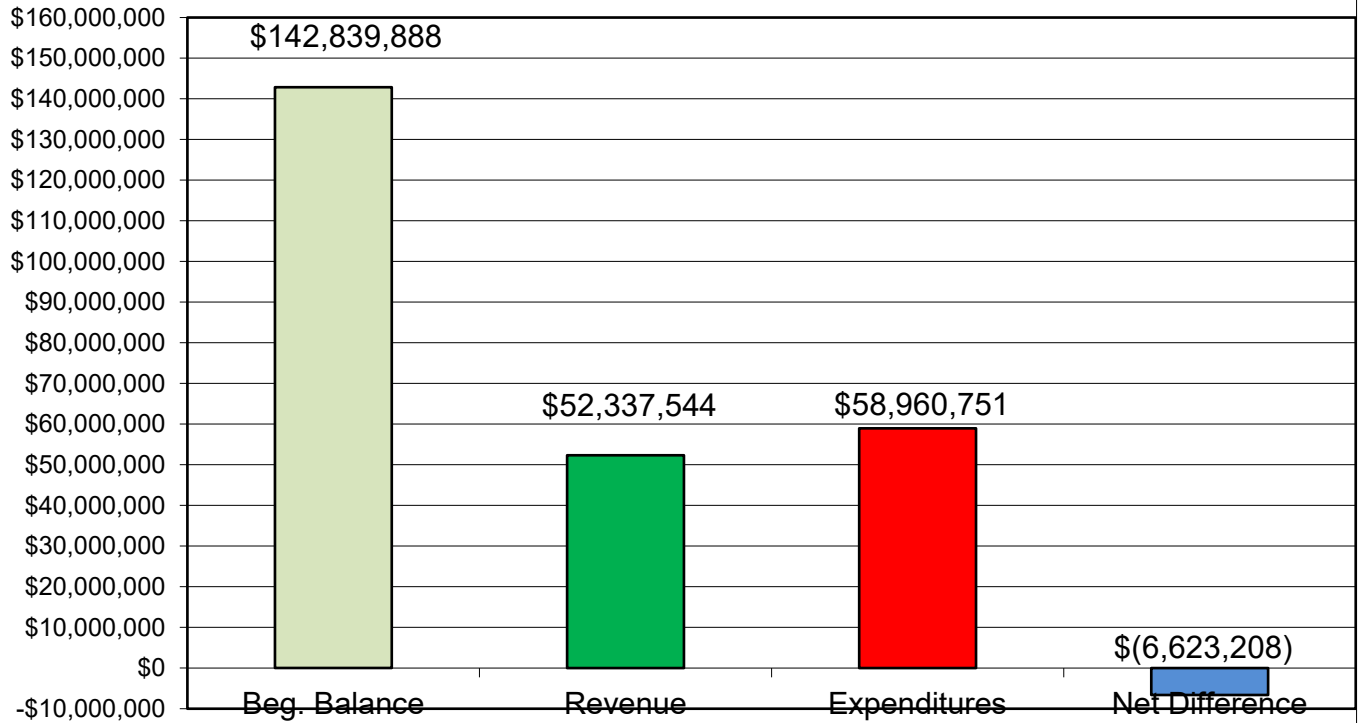


Red = Annual Performance in this area is a cause for concern

**City of Sammamish  
Fund Summary  
Year-to-Date Actual Revenue to Expenditure Comparison-NO TRANSFERS  
Month Ending September 30, 2024**

<b>Fund</b>	<b>Fund Name</b>	<b>Reference Only 2024 Beg. Balance</b>	<b>YTD Actual Revenue</b>	<b>YTD Actual Expenditures</b>	<b>Rev-Exp YTD Net Difference</b>
001	General Fund	\$ 54,005,456	\$ 35,337,502	\$ 33,346,499	\$ 1,991,003
101	Street Fund	-	959,628	-	959,628
301	Gen Gov't Capital Projects Fund	8,856,994	284,548	3,057,735	(2,773,187)
302	Parks Capital Improvements Fund	33,969,867	4,497,116	12,590,982	(8,093,867)
340	Transportation CIP Fund	21,616,402	4,226,729	2,194,630	2,032,099
408	Surface Water Management Fund	6,976,790	6,245,673	3,481,696	2,763,977
438	Surface Water Capital Projects	13,659,280	654,733	300,777	353,957
501	Equipment Rental & Replacement	2,605,078	89,151	589,291	(500,140)
502	Technology Replacement	697,401	31,893	2,370,615	(2,338,722)
503	Risk Management	452,619	10,571	1,028,526	(1,017,955)
<b>Total of All Funds</b>		<b>\$ 142,839,888</b>	<b>\$ 52,337,544</b>	<b>\$ 58,960,751</b>	<b>\$ (6,623,208)</b>

**YTD - Summary of Real Dollars  
(No Interfund Transfers)**



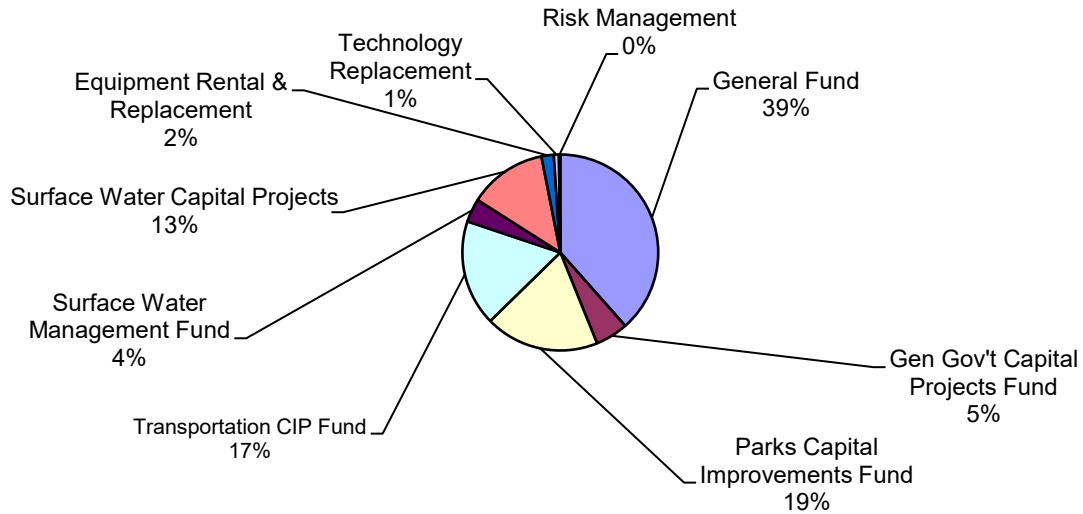


**City of Sammamish  
Fund Summary  
Cash Balances by Fund\*  
Month Ending September 30, 2024**

Fund	Fund Name	Ending Cash
001	General Fund	\$ 51,848,621
301	Gen Gov't Capital Projects Fund	7,307,791
302	Parks Capital Improvements Fund	25,361,995
340	Transportation CIP Fund	23,524,922
408	Surface Water Management Fund	5,212,724
438	Surface Water Capital Projects	17,392,024
501	Equipment Rental & Replacement	2,736,985
502	Technology Replacement	1,130,743
503	Risk Management	298,971
<b>Total \$</b>		<b>134,814,776</b>

\*(Fund Cash is Consolidated in the City's Investment Portfolio for Investment Purposes)

## Cash Balances by Fund



**City of Sammamish**  
**Debt Outstanding and Legal Debt Capacity**  
**Month Ending September 30, 2024**

The city has no outstanding debt.

<b>Legal Debt Capacity</b>				
<b>Assessed Valuation for 2024 Property Taxes - \$28,418,497,793</b>				
<b>Debt Limits</b>	<b>General Capacity</b>		<b>Parks/Open Space</b>	<b>Total</b>
	<b>Non-Voted</b>	<b>Voted</b>		
2.5% of AV	\$ -	\$ 710,462,445	\$ 710,462,445	\$ 1,420,924,890
1.5% of AV	426,277,467	(426,277,467)	-	-
Legal Limit	\$ 426,277,467	\$ 284,184,978	\$ 710,462,445	\$ 1,420,924,890
Less Outstanding Debt:	\$ -	\$ -	\$ -	\$ -
<b>Remaining Capacity</b>	<b>\$ 426,277,467</b>	<b>\$ 284,184,978</b>	<b>\$ 710,462,445</b>	<b>\$ 1,420,924,890</b>

**City of Sammamish**  
**Budget to Actual Expenditure Comparison**  
**Month Ending September 30, 2024**

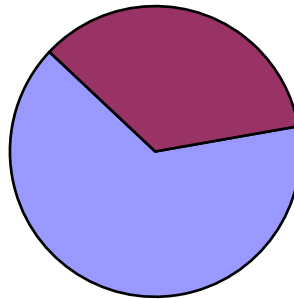
Department	Section	2024 BUDGET	Monthly Actual	YTD Actual Expended	YTD % Expended
City Council		\$ 399,400	\$ 12,273	\$ 288,910	72%
City Manager	Administration	\$ 1,133,700	\$ 102,935	\$ 1,010,415	89%
	Communications	296,700	27,377	234,922	79%
	City Clerk	867,900	46,386	617,502	71%
	Sustainability	304,500	26,966	188,788	62%
	General Gov't Services	200,850	4,895	153,335	76%
	Total	\$ 2,803,650	\$ 208,559	\$ 2,204,963	79%
Finance		\$ 1,778,500	\$ 114,389	\$ 905,634	51%
Legal Services		\$ 1,495,000	\$ 47,533	\$ 545,945	37%
Administrative Services	Human Resources	\$ 580,150	\$ 36,759	\$ 397,984	69%
	Administration	998,500	59,326	567,449	57%
	Total	\$ 1,578,650	\$ 96,085	\$ 965,433	61%
Facilities		\$ 2,630,300	\$ 205,530	\$ 1,668,146	63%
Police Services		\$ 10,432,000	\$ 18,754	\$ 5,285,145	51%
Fire Services		\$ 9,409,784	\$ -	\$ 6,378,301	68%
Emergency Management		\$ 63,700	\$ -	\$ 53,421	84%
Public Works	Administration	\$ 710,109	\$ 44,539	\$ 491,949	69%
	Engineering	1,048,800	57,784	783,776	75%
	Transportation Planning	758,100	25,981	379,656	50%
	Development Review	949,050	77,005	594,383	63%
	Traffic	2,229,050	122,256	946,430	42%
	Maintenance	3,326,893	1,259,621	2,746,469	83%
	Total	\$ 9,022,002	\$ 1,587,187	\$ 5,942,661	66%
Social & Human Services		\$ 1,068,650	\$ 9,779	\$ 637,641	60%
Community Development	Administration	\$ 813,680	\$ 52,249	\$ 531,962	65%
	Current Planning	1,164,780	110,108	906,201	78%
	Long-range Planning	1,705,980	125,336	1,185,501	69%
	Code Compliance	490,650	33,286	317,648	65%
	Building	1,407,850	95,104	904,167	64%
	Permit Center	403,480	33,098	302,633	75%
	Total	\$ 5,986,420	\$ 449,179	\$ 4,148,112	69%
Parks & Recreation	Arts/Culture Programs	\$ 110,750	\$ 533	\$ 90,402	82%
	P&R Administration	737,950	65,665	553,580	75%
	Volunteer Services	285,720	19,381	193,007	68%
	Planning & Dev'l	608,300	27,919	307,878	51%
	Recreation Prgms	916,410	50,500	738,018	81%
	Park Resource Mgt	3,436,100	310,026	2,439,304	71%
	Total	\$ 6,095,230	\$ 474,024	\$ 4,322,188	71%
Non-Departmental	Interfund Transactions	\$ 4,729,102	\$ 330,500	\$ 3,737,601	79%
	Interfund Transfers	1,650,000	137,500	1,237,500	75%
	Total	\$ 6,379,102	\$ 468,000	\$ 4,975,101	78%
<b>TOTAL GENERAL FUND</b>		<b>\$ 59,142,388</b>	<b>\$ 3,691,294</b>	<b>\$ 38,321,601</b>	<b>65%</b>

Other Funds	Fund Name	Annual Budget	Mo. Amount	Actual Expended	% Expended
	101 Street Fund	\$ 1,665,700	\$ 136,815	\$ 959,628	58%
	301 Gen Gov't CIP	\$ 1,665,000	\$ 299,207	\$ 3,057,735	184%
	302 Park's CIP Fund	\$ 6,638,500	\$ 1,979,301	\$ 12,590,982	190%
	340 Transportation CIP	\$ 5,254,061	\$ 1,218,944	\$ 2,194,630	42%
	408 Surface Wtr Mgt	\$ 11,705,766	\$ 802,461	\$ 7,458,720	64%
	438 Surface Wtr Cap Prj.	\$ 14,070,648	\$ 57,879	\$ 300,777	2%
	501 Equipment Rental	\$ 536,460	\$ 15,131	\$ 589,291	110%
	502 Information Technology	\$ 3,687,500	\$ 164,903	\$ 2,370,615	64%
	503 Risk Mgt Fund	\$ 865,000	\$ 11	\$ 1,028,526	119%
<b>EXPENDITURE TOTALS</b>		<b>\$ 105,231,023</b>	<b>\$ 8,365,946</b>	<b>\$ 68,872,504</b>	<b>65%</b>

## Total General Fund Expenditures YTD

Budgeted Expenditures  
not spent

\$20,820,787



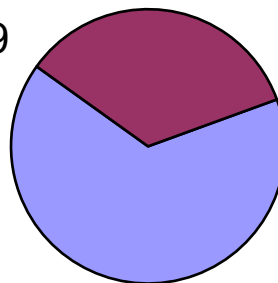
Actual Expenditures  
YTD

\$38,321,601

## Total All Fund Expenditures YTD

Budgeted Expenditures  
not spent

\$36,358,519



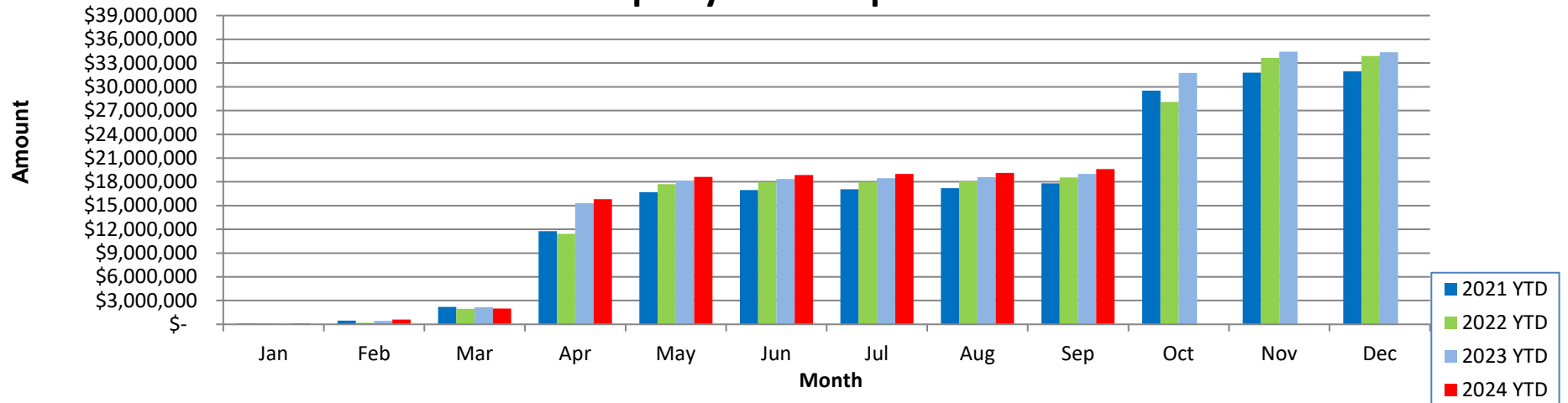
Actual Expenditures  
YTD

\$68,872,504

**City of Sammamish**  
**Year to Year Revenue Comparison**  
**Property Taxes**

Month	2021	2021 YTD	2022	2022 YTD	2023	2023 YTD	2024	2024 YTD	Variance YTD
Jan	\$ 92,166	\$ 92,166	\$ 82,153	\$ 82,153	\$ 54,964	\$ 54,964	\$ 99,977	\$ 99,977	\$ 45,012
Feb	\$ 358,102	\$ 450,268	\$ 127,591	\$ 209,744	\$ 383,635	\$ 438,600	\$ 516,186	\$ 616,162	\$ 177,563
Mar	\$ 1,748,847	\$ 2,199,115	\$ 1,753,902	\$ 1,963,646	\$ 1,735,931	\$ 2,174,530	\$ 1,369,637	\$ 1,985,799	\$ (188,731)
Apr	\$ 9,578,457	\$ 11,777,572	\$ 9,450,627	\$ 11,414,273	\$ 13,115,429	\$ 15,289,959	\$ 13,833,158	\$ 15,818,958	\$ 528,999
May	\$ 4,913,877	\$ 16,691,449	\$ 6,282,371	\$ 17,696,644	\$ 2,856,426	\$ 18,146,385	\$ 2,818,739	\$ 18,637,697	\$ 491,312
Jun	\$ 258,807	\$ 16,950,256	\$ 231,894	\$ 17,928,538	\$ 218,662	\$ 18,365,047	\$ 228,484	\$ 18,866,181	\$ 501,135
Jul	\$ 95,559	\$ 17,045,815	\$ 52,100	\$ 17,980,638	\$ 96,448	\$ 18,461,495	\$ 114,732	\$ 18,980,913	\$ 519,418
Aug	\$ 139,555	\$ 17,185,370	\$ 101,553	\$ 18,082,191	\$ 127,043	\$ 18,588,538	\$ 148,224	\$ 19,129,137	\$ 540,599
Sep	\$ 616,636	\$ 17,802,006	\$ 483,310	\$ 18,565,501	\$ 417,041	\$ 19,005,579	\$ 474,930	\$ 19,604,067	\$ 598,489
Oct	\$ 11,727,764	\$ 29,529,770	\$ 9,525,376	\$ 28,090,877	\$ 12,752,946	\$ 31,758,524	\$ -	\$ -	
Nov	\$ 2,264,641	\$ 31,794,411	\$ 5,569,489	\$ 33,660,366	\$ 2,678,261	\$ 34,436,785	\$ -	\$ -	
Dec	\$ 149,910	\$ 31,944,321	\$ 248,744	\$ 33,909,110	\$ (68,846)	\$ 34,367,939	\$ -	\$ -	
<b>Total</b>	<b>\$ 31,944,321</b>	<b>\$ 31,600,000</b>	<b>\$ 33,909,110</b>	<b>\$ 33,322,125</b>	<b>\$ 34,367,939</b>	<b>\$ 33,800,000</b>	<b>\$ 19,604,067</b>	<b>\$ 34,500,000</b>	<b>56.8%</b>

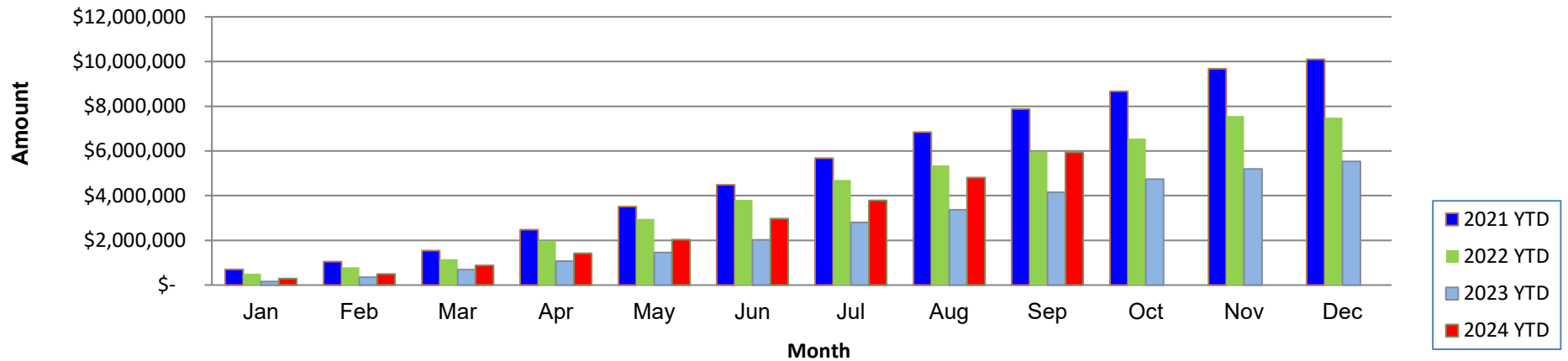
**Property Tax Comparisons YTD**



**City of Sammamish  
Year to Year Revenue Comparison  
REET #1 & REET #2 Tax**

Month	2021	2021 YTD	2022	2022 YTD	2023	2023 YTD	2024	2024 YTD	Variance YTD
Jan	\$ 698,716	\$ 698,716	\$ 510,574	\$ 510,574	\$ 155,035	\$ 155,035	\$ 284,870	\$ 284,870	\$ 129,835
Feb	\$ 346,845	\$ 1,045,561	\$ 289,462	\$ 800,036	\$ 197,173	\$ 352,208	\$ 214,737	\$ 499,607	\$ 147,399
Mar	\$ 499,386	\$ 1,544,947	\$ 352,172	\$ 1,152,208	\$ 336,355	\$ 688,563	\$ 375,776	\$ 875,383	\$ 186,820
Apr	\$ 936,076	\$ 2,481,023	\$ 830,581	\$ 1,982,789	\$ 381,471	\$ 1,070,034	\$ 549,336	\$ 1,424,719	\$ 354,685
May	\$ 1,033,495	\$ 3,514,518	\$ 973,261	\$ 2,956,050	\$ 391,714	\$ 1,461,748	\$ 607,966	\$ 2,032,685	\$ 570,937
Jun	\$ 974,523	\$ 4,489,041	\$ 861,068	\$ 3,817,118	\$ 558,710	\$ 2,020,458	\$ 939,611	\$ 2,972,296	\$ 951,838
Jul	\$ 1,191,590	\$ 5,680,631	\$ 887,688	\$ 4,704,806	\$ 786,746	\$ 2,807,204	\$ 811,726	\$ 3,784,022	\$ 976,819
Aug	\$ 1,156,641	\$ 6,837,272	\$ 650,656	\$ 5,355,462	\$ 557,558	\$ 3,364,762	\$ 1,031,198	\$ 4,815,220	\$ 1,450,458
Sep	\$ 1,036,160	\$ 7,873,432	\$ 605,825	\$ 5,961,287	\$ 781,008	\$ 4,145,769	\$ 1,120,439	\$ 5,935,658	\$ 1,789,889
Oct	\$ 798,717	\$ 8,672,149	\$ 587,708	\$ 6,548,995	\$ 594,351	\$ 4,740,120	\$ -	\$ -	\$ -
Nov	\$ 1,003,114	\$ 9,675,263	\$ 1,009,467	\$ 7,558,462	\$ 454,533	\$ 5,194,653	\$ -	\$ -	\$ -
Dec	\$ 424,247	\$ 10,099,510	\$ (61,497)	\$ 7,496,965	\$ 333,605	\$ 5,528,257	\$ -	\$ -	\$ -
<b>Total</b>	<b>\$ 10,099,510</b>	<b>\$ 6,000,000</b>	<b>\$ 7,496,965</b>	<b>\$ 7,400,000</b>	<b>\$ 5,528,257</b>	<b>\$ 7,000,000</b>	<b>\$ 5,935,658</b>	<b>\$ 5,200,000</b>	<b>114.1%</b>

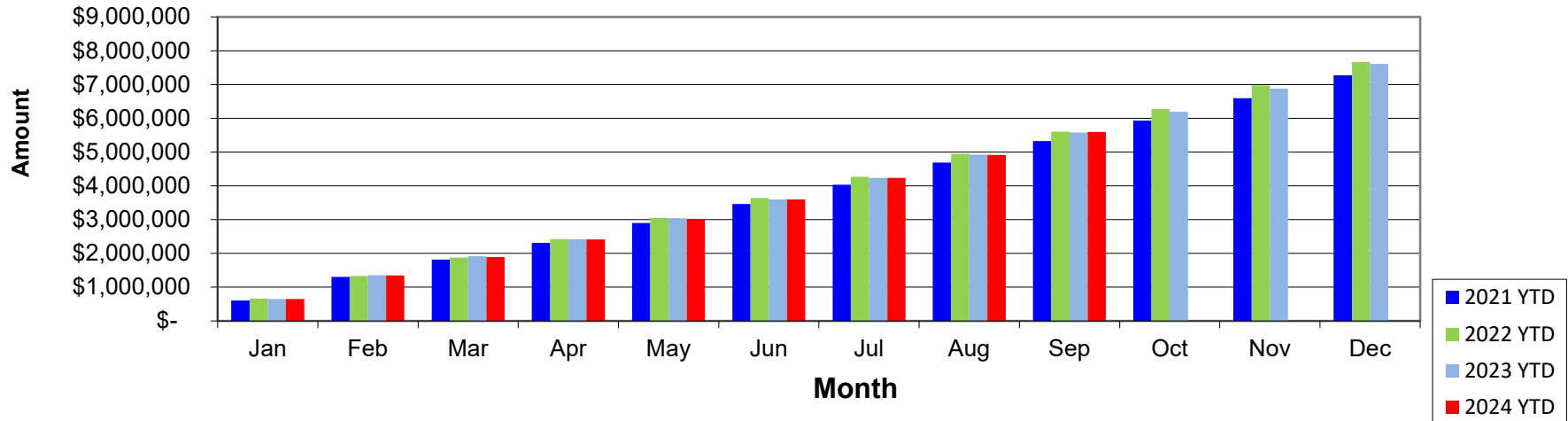
**REET #1 & REET #2 Tax Comparison YTD**



**City of Sammamish  
Year to Year Revenue Comparison  
Retail Sales Tax**

Month	2021	2021 YTD	2022	2022 YTD	2023	2023 YTD	2024	2024 YTD	Variance YTD
Jan	\$ 608,889	\$ 608,889	\$ 662,055	\$ 662,055	\$ 652,087	\$ 652,087	\$ 648,732	\$ 648,732	\$ (3,355)
Feb	\$ 698,364	\$ 1,307,253	\$ 671,606	\$ 1,333,661	\$ 704,290	\$ 1,356,377	\$ 693,643	\$ 1,342,375	\$ (14,002)
Mar	\$ 506,812	\$ 1,814,065	\$ 544,426	\$ 1,878,087	\$ 562,711	\$ 1,919,088	\$ 548,856	\$ 1,891,231	\$ (27,857)
Apr	\$ 496,570	\$ 2,310,635	\$ 546,645	\$ 2,424,732	\$ 502,529	\$ 2,421,617	\$ 519,803	\$ 2,411,034	\$ (10,583)
May	\$ 587,301	\$ 2,897,936	\$ 629,392	\$ 3,054,124	\$ 621,370	\$ 3,042,987	\$ 596,589	\$ 3,007,623	\$ (35,364)
Jun	\$ 561,540	\$ 3,459,476	\$ 581,740	\$ 3,635,864	\$ 552,829	\$ 3,595,816	\$ 589,414	\$ 3,597,037	\$ 1,221
Jul	\$ 572,123	\$ 4,031,599	\$ 631,191	\$ 4,267,056	\$ 639,666	\$ 4,235,482	\$ 635,482	\$ 4,232,519	\$ (2,964)
Aug	\$ 660,063	\$ 4,691,662	\$ 677,583	\$ 4,944,639	\$ 690,208	\$ 4,925,691	\$ 682,559	\$ 4,915,078	\$ (10,612)
Sep	\$ 638,030	\$ 5,329,692	\$ 662,091	\$ 5,606,730	\$ 650,232	\$ 5,575,923	\$ 683,863	\$ 5,598,942	\$ 23,019
Oct	\$ 602,202	\$ 5,931,894	\$ 668,114	\$ 6,274,844	\$ 617,639	\$ 6,193,562	\$ -	\$ -	\$ -
Nov	\$ 663,346	\$ 6,595,240	\$ 698,381	\$ 6,973,225	\$ 684,258	\$ 6,877,820	\$ -	\$ -	\$ -
Dec	\$ 679,293	\$ 7,274,533	\$ 699,616	\$ 7,672,841	\$ 732,547	\$ 7,610,367	\$ -	\$ -	\$ -
<b>Total</b>	<b>\$ 7,274,533</b>	<b>Budget \$ 5,400,000</b>	<b>\$ 7,672,841</b>	<b>Budget \$ 6,300,000</b>	<b>\$ 7,610,367</b>	<b>Budget \$ 7,200,000</b>	<b>\$ 5,598,942</b>	<b>Budget \$ 7,300,000</b>	<b>% of Budget 76.7%</b>

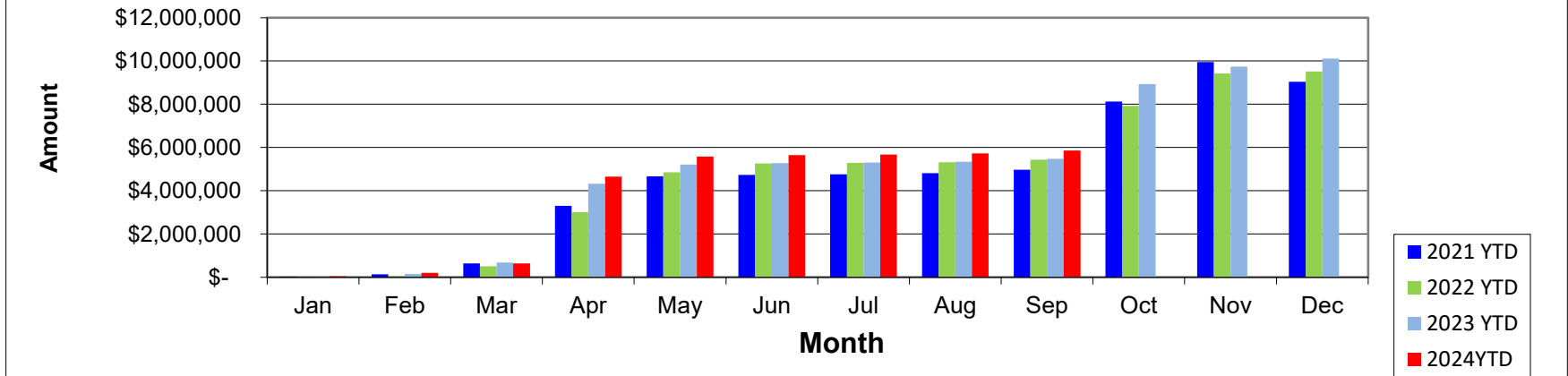
**Sales Tax Comparison YTD**



**City of Sammamish  
Year to Year Revenue Comparison  
Surface Water Fees**

Month	2021	2021 YTD	2022	2022 YTD	2023	2023 YTD	2024	2024YTD	Variance YTD
Jan	\$ 34,952	\$ 34,952	\$ 18,519	\$ 18,519	\$ 36,543	\$ 36,543	\$ 44,004	\$ 44,004	\$ 7,461
Feb	\$ 101,969	\$ 136,921	\$ 44,731	\$ 63,250	\$ 107,599	\$ 144,142	\$ 161,287	\$ 205,291	\$ 61,149
Mar	\$ 497,271	\$ 634,192	\$ 444,596	\$ 507,846	\$ 535,997	\$ 680,139	\$ 439,668	\$ 644,959	\$ (35,181)
Apr	\$ 2,668,813	\$ 3,303,005	\$ 2,507,989	\$ 3,015,835	\$ 3,639,696	\$ 4,319,835	\$ 4,011,419	\$ 4,656,378	\$ 336,543
May	\$ 1,370,405	\$ 4,673,410	\$ 1,843,069	\$ 4,858,904	\$ 894,067	\$ 5,213,902	\$ 923,080	\$ 5,579,458	\$ 365,556
Jun	\$ 62,553	\$ 4,735,963	\$ 402,967	\$ 5,261,871	\$ 60,168	\$ 5,274,070	\$ 68,405	\$ 5,647,862	\$ 373,792
Jul	\$ 25,572	\$ 4,761,535	\$ 31,503	\$ 5,293,374	\$ 29,203	\$ 5,303,273	\$ 30,291	\$ 5,678,153	\$ 374,879
Aug	\$ 48,148	\$ 4,809,683	\$ 24,252	\$ 5,317,626	\$ 33,803	\$ 5,337,077	\$ 43,222	\$ 5,721,375	\$ 384,298
Sep	\$ 157,848	\$ 4,967,531	\$ 115,223	\$ 5,432,849	\$ 135,323	\$ 5,472,400	\$ 139,863	\$ 5,861,238	\$ 388,838
Oct	\$ 3,158,345	\$ 8,125,876	\$ 2,487,157	\$ 7,920,006	\$ 3,465,520	\$ 8,937,919	\$ -	\$ -	
Nov	\$ 1,824,123	\$ 9,949,999	\$ 1,502,295	\$ 9,422,300	\$ 799,647	\$ 9,737,566	\$ -	\$ -	
Dec	\$ (909,194)	\$ 9,040,805	\$ 99,406	\$ 9,521,707	\$ 379,430	\$ 10,116,996	\$ -	\$ -	
<b>Total</b>	<b>\$ 9,040,805</b>	<b>\$ 9,013,500</b>	<b>\$ 9,521,707</b>	<b>\$ 9,200,000</b>	<b>\$ 10,116,996</b>	<b>\$ 9,900,000</b>	<b>\$ 5,861,238</b>	<b>\$ 10,500,000</b>	<b>55.8%</b>

**Surface Water Fees Comparison YTD**

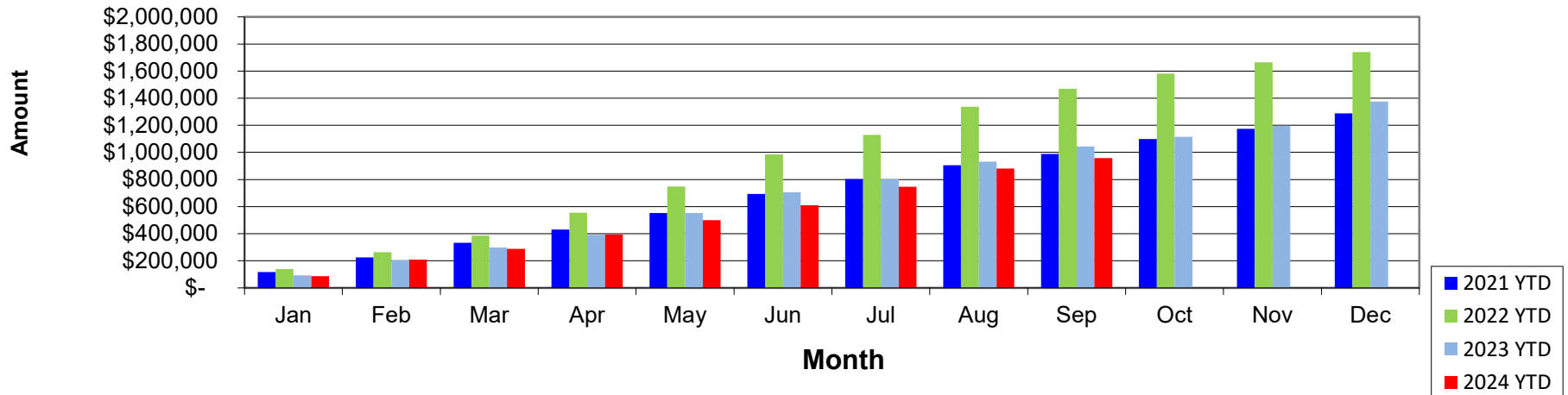




**City of Sammamish  
Year to Year Revenue Comparison  
Building Permits**

Month	2021	2021 YTD	2022	2022 YTD	2023	2023 YTD	2024	2024 YTD	Variance YTD
Jan	\$ 116,128	\$ 116,128	\$ 139,664	\$ 139,664	\$ 92,902	\$ 92,902	\$ 86,213	\$ 86,213	\$ (6,689)
Feb	\$ 108,260	\$ 224,388	\$ 124,863	\$ 264,527	\$ 111,717	\$ 204,618	\$ 123,321	\$ 209,534	\$ 4,916
Mar	\$ 107,457	\$ 331,845	\$ 120,786	\$ 385,313	\$ 93,761	\$ 298,380	\$ 78,485	\$ 288,019	\$ (10,361)
Apr	\$ 98,727	\$ 430,572	\$ 168,683	\$ 553,996	\$ 93,235	\$ 391,615	\$ 105,100	\$ 393,119	\$ 1,504
May	\$ 122,483	\$ 553,055	\$ 194,485	\$ 748,481	\$ 162,018	\$ 553,633	\$ 106,311	\$ 499,430	\$ (54,203)
Jun	\$ 139,887	\$ 692,942	\$ 235,439	\$ 983,920	\$ 152,241	\$ 705,874	\$ 110,342	\$ 609,772	\$ (96,102)
Jul	\$ 110,593	\$ 803,535	\$ 145,415	\$ 1,129,334	\$ 97,222	\$ 803,096	\$ 137,165	\$ 746,937	\$ (56,159)
Aug	\$ 100,544	\$ 904,079	\$ 207,603	\$ 1,336,937	\$ 128,310	\$ 931,406	\$ 133,129	\$ 880,067	\$ (51,339)
Sep	\$ 83,537	\$ 987,616	\$ 132,630	\$ 1,469,567	\$ 112,727	\$ 1,044,133	\$ 78,651	\$ 958,718	\$ (85,415)
Oct	\$ 110,728	\$ 1,098,344	\$ 111,106	\$ 1,580,673	\$ 70,063	\$ 1,114,195	\$ -	\$ -	\$ -
Nov	\$ 74,630	\$ 1,172,974	\$ 84,817	\$ 1,665,490	\$ 81,513	\$ 1,195,709	\$ -	\$ -	\$ -
Dec	\$ 114,660	\$ 1,287,634	\$ 75,199	\$ 1,740,689	\$ 179,231	\$ 1,374,940	\$ -	\$ -	\$ -
<b>Total</b>	<b>\$ 1,287,634</b>	<b>\$ 520,000</b>	<b>\$ 1,740,689</b>	<b>\$ 1,024,000</b>	<b>\$ 1,374,940</b>	<b>\$ 1,787,500</b>	<b>\$ 958,718</b>	<b>\$ 1,500,000</b>	<b>63.9%</b>

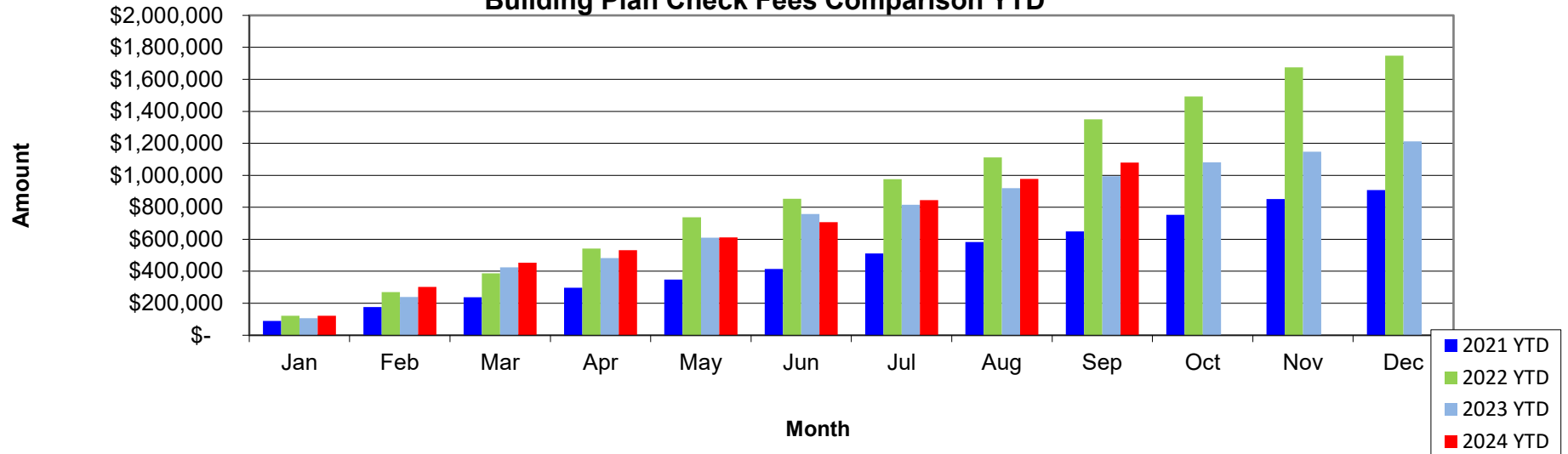
**Building Permits Comparison YTD**



**City of Sammamish  
Year to Year Revenue Comparison  
Plan Check Fees**

Month	2021	2021 YTD	2022	2022 YTD	2023	2023 YTD	2024	2024 YTD	Variance YTD
Jan	\$ 89,146	\$ 89,146	\$ 122,359	\$ 122,359	\$ 105,628	\$ 105,628	\$ 122,414	\$ 122,414	\$ 16,786
Feb	\$ 87,638	\$ 176,784	\$ 147,285	\$ 269,643	\$ 133,343	\$ 238,971	\$ 180,379	\$ 302,793	\$ 63,822
Mar	\$ 60,119	\$ 236,903	\$ 118,239	\$ 387,882	\$ 185,350	\$ 424,321	\$ 150,416	\$ 453,209	\$ 28,888
Apr	\$ 59,404	\$ 296,307	\$ 153,809	\$ 541,691	\$ 57,406	\$ 481,727	\$ 78,023	\$ 531,233	\$ 49,505
May	\$ 51,284	\$ 347,591	\$ 195,124	\$ 736,815	\$ 128,028	\$ 609,756	\$ 80,320	\$ 611,553	\$ 1,797
Jun	\$ 66,629	\$ 414,220	\$ 116,937	\$ 853,752	\$ 148,910	\$ 758,666	\$ 95,251	\$ 706,804	\$ (51,862)
Jul	\$ 97,649	\$ 511,869	\$ 122,027	\$ 975,779	\$ 57,560	\$ 816,226	\$ 138,782	\$ 845,586	\$ 29,360
Aug	\$ 71,213	\$ 583,082	\$ 135,982	\$ 1,111,761	\$ 103,542	\$ 919,768	\$ 132,338	\$ 977,924	\$ 58,156
Sep	\$ 65,496	\$ 648,578	\$ 239,016	\$ 1,350,777	\$ 74,029	\$ 993,797	\$ 101,101	\$ 1,079,025	\$ 85,228
Oct	\$ 105,117	\$ 753,695	\$ 142,014	\$ 1,492,791	\$ 86,830	\$ 1,080,627	\$ -	\$ -	\$ -
Nov	\$ 97,543	\$ 851,238	\$ 182,380	\$ 1,675,171	\$ 67,217	\$ 1,147,844	\$ -	\$ -	\$ -
Dec	\$ 56,367	\$ 907,605	\$ 72,891	\$ 1,748,062	\$ 64,775	\$ 1,212,619	\$ -	\$ -	\$ -
<b>Total</b>	<b>\$ 907,605</b>	<b>\$ 440,000</b>	<b>\$ 1,748,062</b>	<b>\$ 1,235,000</b>	<b>\$ 1,212,619</b>	<b>\$ 1,585,500</b>	<b>\$ 1,079,025</b>	<b>\$ 1,601,100</b>	<b>67.4%</b>

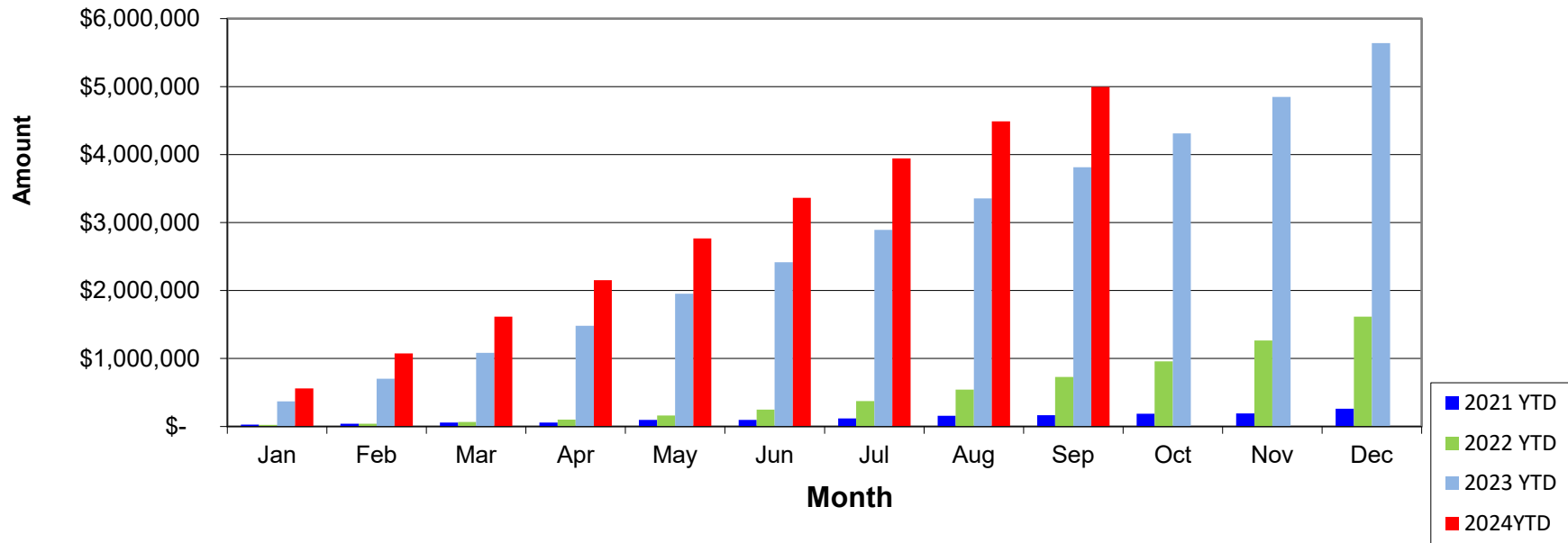
**Building Plan Check Fees Comparison YTD**



**City of Sammamish  
Year to Year Revenue Comparison  
Interest Income**

Month	2021	2021 YTD	2022	2022 YTD	2023	2023 YTD	2024	2024YTD	Variance YTD
Jan	\$ 28,686	\$ 28,686	\$ 23,339	\$ 23,339	\$ 367,596	\$ 367,596	\$ 559,866	\$ 559,866	\$ 192,270
Feb	\$ 14,258	\$ 42,944	\$ 17,836	\$ 41,176	\$ 335,717	\$ 703,313	\$ 516,834	\$ 1,076,700	\$ 373,387
Mar	\$ 13,918	\$ 56,862	\$ 25,198	\$ 66,373	\$ 378,639	\$ 1,081,952	\$ 540,708	\$ 1,617,408	\$ 535,457
Apr	\$ 3,287	\$ 60,149	\$ 34,825	\$ 101,199	\$ 397,549	\$ 1,479,500	\$ 535,582	\$ 2,152,990	\$ 673,490
May	\$ 35,136	\$ 95,285	\$ 60,716	\$ 161,915	\$ 473,321	\$ 1,952,822	\$ 612,503	\$ 2,765,493	\$ 812,671
Jun	\$ 3,281	\$ 98,565	\$ 84,494	\$ 246,409	\$ 464,462	\$ 2,417,284	\$ 596,252	\$ 3,361,745	\$ 944,461
Jul	\$ 20,087	\$ 118,652	\$ 128,156	\$ 374,565	\$ 473,720	\$ 2,891,003	\$ 582,574	\$ 3,944,319	\$ 1,053,316
Aug	\$ 38,620	\$ 157,272	\$ 169,954	\$ 544,519	\$ 465,984	\$ 3,356,987	\$ 545,280	\$ 4,489,599	\$ 1,132,611
Sep	\$ 10,977	\$ 168,249	\$ 185,639	\$ 730,158	\$ 458,103	\$ 3,815,091	\$ 503,753	\$ 4,993,351	\$ 1,178,261
Oct	\$ 18,175	\$ 186,423	\$ 227,203	\$ 957,361	\$ 495,878	\$ 4,310,969	\$ -	\$ -	
Nov	\$ 3,861	\$ 190,284	\$ 306,683	\$ 1,264,044	\$ 535,270	\$ 4,846,239	\$ -	\$ -	
Dec	\$ 70,591	\$ 260,875	\$ 352,728	\$ 1,616,772	\$ 792,804	\$ 5,639,043	\$ -	\$ -	
<b>Total</b>	<b>\$ 260,875</b>	<b>\$ 662,000</b>	<b>\$ 1,616,772</b>	<b>\$ 236,000</b>	<b>\$ 5,639,043</b>	<b>\$ 256,500</b>	<b>\$ 4,993,351</b>	<b>\$ 4,655,000</b>	<b>107.3%</b>

**Interest Income Comparison YTD**



**EMPLOYMENT BY TYPE**  
(Number of Positions Filled)

	2023 End of Year	2024 September Net Change	2024 September	2024 BUDGET
<b>General Government</b>				
Full-Time (FTE)	118.33	1.35	117.70	129.00
Long-term LTE (more than 6 mo.)	0	0	0	1
<b>Total General Government</b>	<b>118.33</b>	<b>1.35</b>	<b>117.70</b>	<b>130.00</b>
<b>Stormwater</b>				
Full-Time (FTE)	14.17	-0.35	15.80	17.50
<b>Total Stormwater</b>	<b>14.17</b>	<b>0</b>	<b>15.80</b>	<b>17.50</b>
<b>Total City FTE &amp; Long-term LTE</b>				
Full-Time (FTE)	132.50	1	133.50	146.50
Long-term LTE (more than 6 mo.)	0	0	0	1
<b>Total City FTE &amp; LTE</b>	<b>132.50</b>	<b>1</b>	<b>133.50</b>	<b>147.50</b>
<b>Temporary Employees</b>				
Short-term LTE (6 mo. or less)	0	0	0	0
Interns (6 mo. or less)	2	-2	0	N/A
Facility monitors	4	0	5	N/A
Parks lifeguards & beach managers	0	-18	0	N/A
6 month seasonals	0	-1	6	8
<b>Total Seasonal and short term</b>	<b>6</b>	<b>-21</b>	<b>11</b>	<b>8</b>
<b>TOTAL ALL EMPLOYEES</b>	<b>138.50</b>	<b>-20</b>	<b>144.50</b>	<b>155.50</b>

**2024 Budgeted Contract (LTE) Positions**

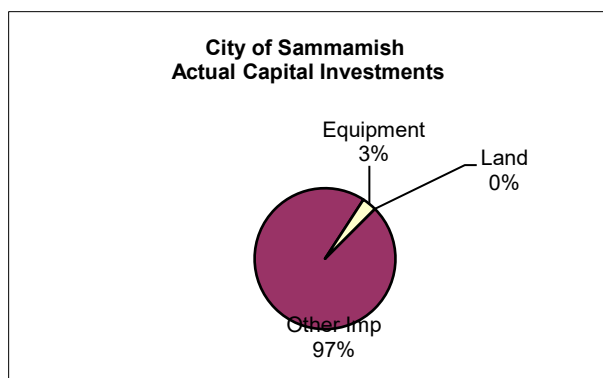
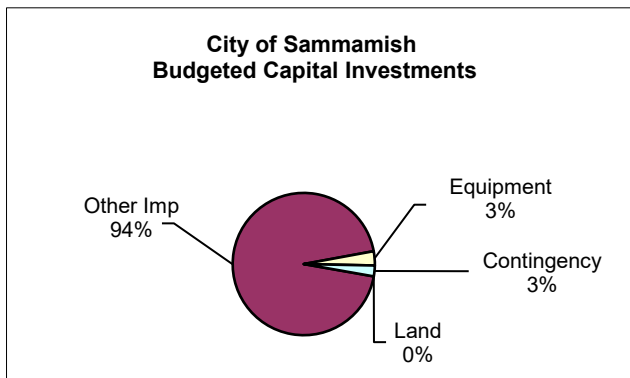
Transportation Coordinator

**Status**

Vacant

**City of Sammamish  
Capital Funds Summary  
Capital Expenditures by Type  
Month Ending September 30, 2024**

Type	Description	2024 BUDGET	YTD Actual Expended	YTD % Expended
<b>61 Land</b>				
Fund 301	General Gov't CIP	\$ -	\$ 4,050.61	*
	<b>Type Total</b>	<b>\$ -</b>	<b>\$ 4,050.61</b>	<b>*</b>
<b>63 Other Improvements</b>				
Fund 301	General Gov't CIP	\$ 1,665,000	\$ 3,053,684.87	183%
Fund 302	Parks CIP	2,235,000	12,590,982.12	563%
Fund 340	Transportation CIP	5,254,061	2,194,629.59	42%
Fund 438	Surface Water Capital Prj	14,070,648	300,776.88	2%
	<b>Type Total</b>	<b>\$ 23,224,709</b>	<b>\$ 18,140,073.46</b>	<b>78%</b>
<b>64 Equipment/Artwork</b>				
Fund 001	Gen Fund PW Maintenance	\$ -	\$ 18,618.15	*
Fund 001	Gen Fund PW Software	3,000	-	0%
Fund 001	Gen Fund PW Traffic	353,000	125,085.72	35%
Fund 001	Gen Fund/Police	5,000	-	0%
Fund 001	Gen Fund/Comm Devl	29,100	-	0%
Fund 001	Gen Fund/Parks & Rec	-	23,679.48	*
Fund 001	Gen Fund/Facilities	-	40,000.00	*
Fund 408	Surface Water Mgt	-	12,970.54	*
Fund 501	Equipment Rental/Repl.	173,760	388,612.26	224%
Fund 502	Technology Replacement	230,000	14,938.26	6%
	<b>Type Total</b>	<b>\$ 793,860</b>	<b>\$ 623,904.41</b>	<b>79%</b>
<b>67 Capital Contingency</b>				
Fund 302	Parks CIP	\$ 603,500	\$ -	0%
	<b>Type Total</b>	<b>\$ 603,500</b>	<b>\$ -</b>	<b>0%</b>
<b>Total Capital Expenditures</b>		<b>\$ 24,622,069</b>	<b>\$ 18,768,028.48</b>	<b>76%</b>



# Biennial Budget to Actual Comparisons

## BIENNIAL REVENUES BUDGET TO ACTUAL COMPARISON (INCLUDING TRANSFERS)

Information presented to comply with RCW 35A.34.240

<u>Fund</u>	<u>23/24</u> <u>Budget</u>	<u>2023</u> <u>Actuals</u>	<u>2024 Actuals</u> <u>Through</u> <u>August 2024</u>	<u>23/24 Actuals</u> <u>Through</u> <u>August 2024</u>	<u>Actuals</u> <u>September 2024</u>	<u>2024 Actuals</u> <u>Through</u> <u>September 2024</u>	<u>23/24 Actuals</u> <u>Through</u> <u>September 2024</u>	<u>Uncollected</u> <u>Balance</u>	<u>Percent</u> <u>Uncollected</u>
General	\$ 118,135,708	\$ 62,932,004	\$ 34,039,227	\$ 96,971,231	\$ 2,257,903	\$ 36,297,129	\$ 99,229,134	\$ 18,906,574	16.00%
ARPA	4,574,966	4,574,965	-	4,574,965	-	-	4,574,965	1	0.00%
Street	3,331,400	1,349,311	822,813.05	2,172,124	136,815	959,628	2,308,938	1,022,462	30.69%
CIP General Government	7,960,000	6,465,046	1,357,343.56	7,822,389	164,705	1,522,048	7,987,094	(27,094)	(0.34%)
CIP Parks	8,418,500	4,721,529	3,829,009.43	8,550,538	668,106	4,497,116	9,218,644	(800,144)	(9.50%)
CIP Transportation	8,203,000	4,003,279	3,565,827.13	7,569,106	660,901	4,226,729	8,230,008	(27,008)	(0.33%)
Surface Water Operating	21,472,395	10,639,751	6,082,300.97	16,722,052	163,372	6,245,673	16,885,424	4,586,971	21.36%
CIP Surface Water	13,530,981	5,803,497	3,639,326.68	9,442,823	455,779	4,095,106	9,898,602	3,632,379	26.84%
Equipment Replacement	1,997,643	987,390	644,342.22	1,631,732	80,862	725,204	1,712,594	285,049	14.27%
Information Services	6,268,500	2,563,515	2,492,749.86	5,056,265	312,343	2,805,093	5,368,608	899,892	14.36%
Insurance	1,605,500	745,256	874,458.42	1,619,714	1,113	875,571	1,620,827	(15,327)	(0.95%)
<b>Total</b>	<b>\$ 195,498,593</b>	<b>\$ 104,785,543</b>	<b>\$ 57,347,398</b>	<b>\$ 162,132,941</b>	<b>\$ 4,901,899</b>	<b>\$ 62,249,297</b>	<b>\$ 167,034,839</b>	<b>\$ 28,463,754</b>	<b>14.56%</b>

## BIENNIAL EXPENDITURES BUDGET TO ACTUAL COMPARISON (INCLUDING TRANSFERS)

<u>Fund</u>	<u>23/24</u> <u>Budget</u>	<u>2023</u> <u>Actuals</u>	<u>2024 Actuals</u> <u>Through</u> <u>August 2024</u>	<u>23/24 Actuals</u> <u>Through</u> <u>August 2024</u>	<u>Actuals</u> <u>September 2024</u>	<u>2024 Actuals</u> <u>Through</u> <u>September 2024</u>	<u>23/24 Actuals</u> <u>Through</u> <u>September 2024</u>	<u>Unexpended</u> <u>Balance</u>	<u>Percent</u> <u>Unexpended</u>
General	\$ 125,689,957	\$ 58,619,957	\$ 34,630,307	\$ 93,250,264	\$ 3,691,294	\$ 38,321,601	\$ 96,941,558	\$ 28,748,399	22.87%
ARPA	4,574,966	4,574,965	-	4,574,965	-	-	4,574,965	1	0.00%
Street	3,331,400	1,349,311	822,813	2,172,124	136,815	959,628	2,308,938	1,022,462	30.69%
CIP General Government	13,070,000	3,703,575	2,758,529	6,462,104	299,207	3,057,735	6,761,311	6,308,689	48.27%
CIP Parks	28,427,139	2,268,207	10,611,681	12,879,889	1,979,301	12,590,982	14,859,189	13,567,950	47.73%
CIP Transportation	8,945,061	(240,138)	975,685	735,547	1,218,944	2,194,630	1,954,491	6,990,570	78.15%
Surface Water Operating	24,185,231	10,240,077	6,656,259	16,896,336	802,461	7,458,720	17,698,796	6,486,435	26.82%
CIP Surface Water	18,371,118	844,196	242,898	1,087,094	57,879	300,777	1,144,973	17,226,145	93.77%
Equipment Replacement	1,668,050	518,529	574,160	1,092,689	15,131	589,291	1,107,820	560,230	33.59%
Information Services	7,310,300	2,970,332	2,205,712	5,176,044	164,903	2,370,615	5,340,947	1,969,353	26.94%
Insurance	1,590,000	744,588	1,028,515	1,773,103	11	1,028,526	1,773,114	(183,114)	(11.52%)
<b>Total</b>	<b>\$ 237,163,222</b>	<b>\$ 85,593,599</b>	<b>\$ 60,506,558</b>	<b>\$ 146,100,157</b>	<b>\$ 8,365,946</b>	<b>\$ 68,872,504</b>	<b>\$ 154,466,103</b>	<b>\$ 82,697,119</b>	<b>34.87%</b>

City of Sammamish

**General Fund**

**Biennial Budget to Actual Revenue Comparison  
Month Ending September 30, 2024**

Account Number	Description	2023/2024 Budget	Monthly Actual	BTD Actual Revenues	BTD % Received
001-000-311-10-00-00	Property Tax	\$ 68,300,000	\$ 474,930.30	\$ 53,972,006.13	79%
001-000-313-11-00-00	Sales & Use Tax	14,500,000	683,863.42	13,209,308.13	91%
001-000-313-27-00-00	Affordable Hsg. Sales Tax	114,000	5,902.65	88,943.80	78%
001-000-313-71-00-00	Local Crim Just Sales Tax	4,250,000	217,251.71	4,296,216.73	101%
001-000-317-20-00-00	Leasehold Excise Tax	4,000	-	11,092.31	277%
<b>TOTAL TAXES</b>		<b>\$ 87,168,000</b>	<b>\$ 1,381,948.08</b>	<b>\$ 71,577,567.10</b>	<b>82%</b>
001-000-321-99-00-00	Business Licenses	\$ 120,000	\$ 5,165.00	\$ 119,268.75	99%
001-000-321-91-00-00	Cable Franchise Fee	1,310,000	-	1,093,750.83	83%
001-000-322-10-01-00	Building Permits	-	-	(288.80)	*
001-000-322-10-04-00	Mechanical Permits	-	-	13,981.80	*
001-000-322-10-07-00	Tree Permits	2,000	-	-	0%
001-000-322-10-10-00	Building Permits-New # in 2022	3,287,500	78,651.35	2,333,657.70	71%
001-000-322-40-00-00	Right of Way Permits	356,000	66,509.00	1,029,369.00	289%
001-000-322-90-01-00	Miscellaneous Permits/Fees	4,000	-	-	0%
<b>TOTAL LICENSES &amp; PERMITS</b>		<b>\$ 5,079,500</b>	<b>\$ 150,325.35</b>	<b>\$ 4,589,739.28</b>	<b>90%</b>
001-000-333-20-20-50	USDOT NHS Asset Management	\$ 1,430,500	\$ -	\$ 1,610,714.99	113%
001-000-333-20-60-10	US DOT	2,000	-	-	0%
001-000-334-01-80-00	Military Dept - State Grant	-	-	636.85	*
001-000-334-02-30-00	Dept of Natural Resources	-	-	36,900.00	*
001-000-334-03-10-00	Dept of Ecology Grant	-	-	22,640.00	*
001-000-334-03-20-00	Recycling Grant	101,000	-	85,525.51	85%
001-000-334-03-51-00	WA Traffic Safety Commission	-	-	6,133.42	*
001-000-334-04-20-00	Housing Action Plan Grant-DOC	37,575	-	75,075.00	200%
001-000-334-04-20-01	Climate Change Grant-DOC	59,950	-	79,950.00	133%
001-000-334-05-30-00	Comp Plan Update Grant-DOC	175,000	-	175,000.00	100%
001-000-336-06-21-00	Criminal Justice-Population	49,000	-	44,337.35	90%
001-000-336-06-25-00	Criminal Justice - Contr Svcs	272,000	-	261,042.30	96%
001-000-336-06-26-00	Criminal Justice - Spec Prog	178,500	-	156,124.79	87%
001-000-336-06-51-00	DUI-Cities	16,000	-	12,064.06	75%
001-000-336-06-94-00	Liquor Excise	961,500	-	827,006.50	86%
001-000-336-06-95-00	Liquor Profits	1,036,300	128,863.06	907,652.30	88%
001-000-336-06-95-01	Liquor Profits-Public Safety	210,000	-	-	0%
001-000-337-07-00-00	KC Recycling Grant	140,000	-	114,350.79	82%
001-000-337-07-07-00	KC Hazardous Waste Mgmt	48,000	-	-	0%
001-000-337-07-08-00	KC Transit Coordinator	98,475	-	13,239.32	13%
001-000-337-07-09-00	Port of Seattle Econ Dev Grant	-	-	95,740.00	*
<b>TOTAL INTERGOVERNMENTAL</b>		<b>\$ 4,815,800</b>	<b>\$ 128,863.06</b>	<b>\$ 4,524,133.18</b>	<b>94%</b>
001-000-341-99-00-00	Passport Services	\$ 36,600	\$ 315.00	\$ 9,485.00	26%
001-000-342-10-01-00	Vehicle Impound Fees	2,000	-	-	0%
001-000-342-10-02-00	School Resource Officer	279,500	-	190,181.66	68%
001-000-342-20-01-00	EFR Review Fee	81,000	4,368.00	86,943.00	107%
001-000-342-40-01-00	EFR Inspection Fee	31,000	1,304.00	31,324.00	101%
001-000-343-10-00-00	Drainage Svcs-Pmt from SWM	529,342	22,179.92	462,802.24	87%
001-000-343-93-00-00	Animal Control	380,000	-	175,890.00	46%
001-000-345-70-20-00	Information Services	240,000	7,242.00	158,372.08	66%
001-000-345-83-20-00	Planning Review	1,588,000	56,246.00	1,031,926.29	65%



Account Number	Description	2023/2024 Budget	Monthly Actual	BTD Actual Revenues	BTD % Received
001-000-345-83-30-00	Building Plan Review	1,025,000	22,234.93	706,502.97	69%
001-000-345-83-40-00	Public Works Review	573,600	22,620.00	553,214.29	96%
001-000-345-83-40-10	PW Consultant Review	-	-	8,045.00	*
001-000-345-86-00-00	Historic Preservation Fees	22,500	-	25,000.00	111%
001-000-345-89-02-00	Site Plan Review	-	-	12,502.13	*
001-000-345-89-03-00	Notice of Appeal	2,200	-	-	0%
001-000-345-89-04-00	Preapplication/Service Fee	-	-	60,000.00	*
001-000-345-89-12-00	Outside Services Plan Review	448,000	20,238.50	622,876.23	139%
001-000-345-89-13-00	Concurrency Test Fees	160,000	250.00	70,475.75	44%
001-000-345-89-14-00	Public Notice Fee	41,600	2,600.00	33,049.00	79%
001-000-345-89-99-00	Technology Surcharge 15% Fee	994,400	29,455.26	690,148.92	69%
001-000-347-30-01-00	Park Use Fees	108,100	8,095.00	105,568.50	98%
001-000-347-30-02-00	Field Use Fees	601,000	5,540.84	545,016.93	91%
001-000-347-30-03-00	Park & Recreation Fees	-	100.00	2,327.50	*
001-000-347-60-01-00	Recreational Class Fees	60,000	-	34,206.11	57%
001-000-347-90-00-00	Park Concessions	2,000	-	-	0%
001-000-347-90-20-00	Vendor Display Fees	10,000	-	-	0%
<b>TOTAL CHARGES FOR GOODS &amp; SVCS</b>		<b>\$ 7,215,842</b>	<b>\$ 202,789.45</b>	<b>\$ 5,615,857.60</b>	<b>78%</b>
001-000-350-00-00-00	Municipal Court Fines	\$ 720,000	\$ -	\$ 101,374.25	14%
001-000-359-90-02-00	False Alarm Fines	-	100.00	1,800.00	*
001-000-359-90-03-00	Code Violations	105,000	-	34,273.05	33%
<b>TOTAL FINES &amp; FORFEITS</b>		<b>\$ 825,000</b>	<b>\$ 100.00</b>	<b>\$ 137,447.30</b>	<b>17%</b>
001-000-361-11-00-00	Interest Income	\$ 3,650,000	\$ 194,891.92	\$ 4,208,396.27	115%
001-000-361-40-00-00	Sales Interest	14,000	3,070.25	53,734.74	384%
001-000-362-40-00-00	Space and Facilities Leases ST	-	-	8,032.60	*
001-000-362-40-01-00	Beaver Lake Lodge Rental Fees	95,000	8,897.50	138,132.00	145%
001-000-362-50-00-00	Space and Facilities Leases LT	951,000	34,822.40	991,008.38	104%
001-000-362-51-00-00	City Hall 2nd floor	365,400	15,751.42	325,637.57	89%
001-000-367-11-00-01	Donations	-	-	250.00	*
001-000-367-11-00-02	Donations-Police	-	-	19,744.52	*
001-000-367-11-00-03	Donations-Silver Jubilee	-	-	33,000.00	*
001-000-367-11-01-01	Donations - Park Events	48,000	-	9,208.26	19%
001-000-367-19-00-00	Contributions Fire District 10	-	-	3.00	*
001-000-369-40-00-00	Judgements & Settlements	-	-	3,432.42	*
001-000-369-40-01-00	Opioid Settlement	1,800	-	24,715.84	1373%
001-000-369-90-00-00	Miscellaneous	-	(370.96)	84,868.26	*
001-000-395-20-00-00	Restitution	-	-	322.00	*
001-000-397-00-01-01	Transfer from Street Fund	3,331,400	136,814.50	2,308,938.15	69%
001-000-397-00-00-02	Transfer from ARPA Fund	4,574,966	-	4,574,965.46	100%
<b>TOTAL MISCELLANEOUS</b>		<b>\$ 13,031,566</b>	<b>\$ 393,877.03</b>	<b>\$ 12,784,389.47</b>	<b>98%</b>
<b>TOTAL FUND</b>		<b>\$ 118,135,708</b>	<b>\$ 2,257,902.97</b>	<b>\$ 99,229,133.93</b>	<b>84%</b>

City of Sammamish

**American Rescue Plan Act Fund**

Biennial Budget to Actual Revenue Comparison  
 Month Ending September 30, 2024

Account Number	Description	2023/2024 Budget	Monthly Actual	BTD Actual Revenues	BTD % Received
002-000-332-92-10-00	Federal Financial Assistance	\$ 4,574,966	\$ -	4,574,965.46	100%
<b>TOTAL REVENUES</b>		<b>\$ 4,574,966</b>	<b>\$ -</b>	<b>\$4,574,965.46</b>	<b>100%</b>
<b>TOTAL FUND</b>		<b>\$ 4,574,966</b>	<b>\$ -</b>	<b>\$ 4,574,965.46</b>	<b>100%</b>

City of Sammamish

**Street Fund**

**Biennial Budget to Actual Revenue Comparison  
Month Ending September 30, 2024**

<b>Account Number</b>	<b>Description</b>	<b>2023/2024 Budget</b>	<b>Monthly Actual</b>	<b>BTD Actual Revenues</b>	<b>BTD % Received</b>
101-000-336-00-71-00	Multimodal Transpo City	\$ 176,000	\$ 21,884.18	\$ 154,142.12	88%
101-000-336-00-87-00	Street Fuel Tax	3,000,000	114,930.32	2,154,796.03	72%
101-000-336-00-87-01	MVFT Transportation City	155,400	-	-	0%
<b>TOTAL INTERGOVERNMENTAL</b>		<b>3,331,400</b>	<b>136,814.50</b>	<b>2,308,938.15</b>	<b>69%</b>
<b>TOTAL FUND</b>		<b>3,331,400</b>	<b>136,814.50</b>	<b>2,308,938.15</b>	<b>69%</b>

City of Sammamish

**General Government CIP Fund**

**Biennial Budget to Actual Revenue Comparison  
Month Ending September 30, 2024**

Account Number	Description	2023/2024 Budget	Monthly Actual	BTD Actual Revenues	BTD % Received
301-000-361-11-00-00	Interest Income	\$ 205,000	\$ 27,204.93	\$ 644,594.08	314%
<b>TOTAL MISCELLANEOUS</b>		<b>\$ 205,000</b>	<b>\$ 27,204.93</b>	<b>\$ 644,594.08</b>	<b>314%</b>
301-000-397-00-00-01	Oper Trnsfrs - General Govt.	\$ 7,755,000	\$ 137,500.00	\$7,342,500.00	95%
<b>TOTAL NONREVENUES</b>		<b>\$ 7,755,000</b>	<b>\$ 137,500.00</b>	<b>\$7,342,500.00</b>	<b>95%</b>
<b>TOTAL FUND</b>		<b>\$ 7,960,000</b>	<b>\$ 164,704.93</b>	<b>\$ 7,987,094.08</b>	<b>100%</b>

City of Sammamish

**Parks CIP Fund**

**Biennial Budget to Actual Revenue Comparison  
Month Ending September 30, 2024**

Account Number	Description	2023/2024 Budget	Monthly Actual	BTD Actual Revenues	BTD % Received
302-000-311-10-00-00	Property Tax	\$ 640,000	\$ 6,698.24	\$ 598,555.95	94%
302-000-318-34-00-00	Real Estate Excise Tax #1	6,100,000	560,253.05	5,731,991.72	94%
<b>TOTAL TAXES</b>		<b>\$ 6,740,000</b>	<b>\$ 566,951.29</b>	<b>\$ 6,330,547.67</b>	<b>94%</b>
302-000-345-85-02-00	Parks Impact Fees	\$ 638,500	\$ 6,739.00	\$ 330,211.00	52%
302-000-345-86-00-05	Woodhaven Mitigation Fees	-	-	127,030.15	*
<b>TOTAL CHARGES FOR SERVICES</b>		<b>\$ 638,500</b>	<b>\$ 6,739.00</b>	<b>\$ 457,241.15</b>	<b>72%</b>
302-000-361-11-00-00	Investment Interest	\$ 1,040,000	\$ 94,415.87	\$ 2,427,055.49	233%
302-000-369-90-00-00	Miscellaneous	-	-	3,800.00	*
<b>TOTAL MISCELLANEOUS</b>		<b>\$ 1,040,000</b>	<b>\$ 94,415.87</b>	<b>\$ 2,430,855.49</b>	<b>234%</b>
<b>TOTAL FUND</b>		<b>\$ 8,418,500</b>	<b>\$ 668,106.16</b>	<b>\$ 9,218,644.31</b>	<b>110%</b>

City of Sammamish

**Transportation CIP Fund**

**Biennial Budget to Actual Revenue Comparison  
Month Ending September 30, 2024**

Account Number	Description	2023/2024 Budget	Monthly Actual	BTD Actual Revenues	BTD % Received
340-000-318-35-00-00	Real Estate Excise Tax - #2	\$ 6,100,000	\$ 560,185.49	\$ 5,731,924.14	94%
<b>TOTAL TAXES</b>		<b>\$ 6,100,000</b>	<b>\$ 560,185.49</b>	<b>\$ 5,731,924.14</b>	<b>94%</b>
340-000-345-85-01-00	Traffic Impact Fees	\$ 1,333,000	\$ 13,138.95	\$ 656,083.10	49%
340-000-345-86-00-05	18th St Assembl Mitigation Fees	-	-	274,453.48	*
<b>TOTAL CHARGES FOR SERVICE</b>		<b>\$ 1,333,000</b>	<b>\$ 13,138.95</b>	<b>\$ 930,536.58</b>	<b>70%</b>
340-000-361-11-00-00	Investment Interest	\$ 770,000	\$ 87,576.94	\$ 1,565,118.15	203%
340-000-369-90-00-00	Miscellaneous	-	-	2,428.88	*
<b>TOTAL MISCELLANEOUS</b>		<b>\$ 770,000</b>	<b>\$ 87,576.94</b>	<b>\$ 1,567,547.03</b>	<b>204%</b>
<b>TOTAL FUND</b>		<b>\$ 8,203,000</b>	<b>\$ 660,901.38</b>	<b>\$ 8,230,007.75</b>	<b>100%</b>

City of Sammamish

**Surface Water Management Fund**

Biennial Budget to Actual Revenue Comparison

Month Ending September 30, 2024

Account Number	Description	2023/2024 Budget	Monthly Actual	BTD Actual Revenues	BTD % Received
408-000-334-03-10-00	Dept of Ecology - State Grant	\$ 90,000	\$ -	\$ 180,250.00	200%
408-000-334-03-20-00	Dept of Ecology - Water Quality	276,195	-	7,500.00	3%
408-000-334-04-10-00	Recreation & Conservation	255,000	-	-	0%
408-000-337-07-00-00	KC Conservat'n Dist Sp Ass/SSO	72,000	-	30,867.24	43%
<b>TOTAL INTERGOVERNMENTAL</b>		<b>\$ 693,195</b>	<b>\$ -</b>	<b>\$ 218,617.24</b>	<b>246%</b>
408-000-343-10-00-00	Surface Water Fees	\$ 20,400,000	\$ 139,862.78	\$ 15,978,233.72	78%
408-000-345-11-00-00	Beaver Lake Mgmt. District Fees	120,000	504.09	122,589.70	102%
<b>TOTAL CHARGES FOR GOODS &amp; SVCS</b>		<b>\$ 20,520,000</b>	<b>\$ 140,366.87</b>	<b>\$ 16,100,823.42</b>	<b>78%</b>
408-000-361-11-00-00	Interest Income	\$ 196,000	\$ 19,405.56	\$ 484,271.56	247%
408-000-362-90-00-01	Rental-Sigmar House	43,200	3,600.00	75,600.00	175%
408-000-367-12-00-00	Contributions-HOA Monitoring	20,000	-	4,969.64	25%
408-000-369-90-01-00	Miscellaneous	-	-	1,142.44	*
<b>TOTAL MISCELLANEOUS</b>		<b>\$ 259,200</b>	<b>\$ 23,005.56</b>	<b>\$ 565,983.64</b>	<b>218%</b>
<b>TOTAL FUND</b>		<b>\$ 21,472,395</b>	<b>\$ 163,372.43</b>	<b>\$ 16,885,424.30</b>	<b>79%</b>

City of Sammamish

**Surface Water Capital Fund**

**Biennial Budget to Actual Revenue Comparison  
Month Ending September 30, 2024**

<b>Account Number</b>	<b>Description</b>	<b>2023/2024 Budget</b>	<b>Monthly Actual</b>	<b>BTD Actual Revenues</b>	<b>BTD % Received</b>
438-000-333-21-00-00	WS Dept of Commerce-ARPA	\$ 2,810,000	\$ -	\$ -	0%
438-000-337-07-02-00	KC Flood Control-SRO Fund	-	-	35,132.79	*
438-000-337-07-05-00	KC Flood Control District	457,000	-	242,193.00	53%
<b>TOTAL INTERGOVERNMENTAL</b>		<b>\$ 3,267,000</b>	<b>\$ -</b>	<b>\$ 277,325.79</b>	<b>*</b>
438-000-361-11-00-00	Interest Income	\$ 385,000	\$ 64,745.88	\$ 1,015,305.50	264%
438-000-379-00-00-00	Developer Contribution Fees	360,000	8,769.60	233,780.70	65%
<b>TOTAL MISCELLANEOUS</b>		<b>\$ 745,000</b>	<b>\$ 73,515.48</b>	<b>\$ 1,249,086.20</b>	<b>168%</b>
438-000-397-00-04-08	Oper Trnsfrs - Storm Oper Fund	\$ 9,518,981	\$ 382,263.58	\$ 8,372,190.26	88%
<b>TOTAL NONREVENUES</b>		<b>\$ 9,518,981</b>	<b>\$ 382,263.58</b>	<b>\$ 8,372,190.26</b>	<b>88%</b>
<b>TOTAL FUND</b>		<b>\$ 13,530,981</b>	<b>\$ 455,779.06</b>	<b>\$ 9,898,602.25</b>	<b>73%</b>



City of Sammamish  
**Equipment Rental & Replacement Fund**  
 Biennial Budget to Actual Revenue Comparison  
 Month Ending September 30, 2024

Account Number	Description	2023/2024 Budget	Monthly Actual	BTD Actual Revenues	BTD % Received
501-000-349-30-00-00	Fleet R & M Charge-GF	\$ 633,691	\$ 25,366.25	\$ 557,592.25	88%
501-000-349-30-40-80	Fleet R & M Charge-SWM	155,250	6,214.58	136,606.26	88%
<b>TOTAL CHARGES FOR SERVICES</b>		<b>\$ 788,941</b>	<b>\$ 31,580.83</b>	<b>\$ 694,198.51</b>	<b>88%</b>
501-000-361-11-00-00	Investment Interest	\$ 105,000	\$ 10,189.05	\$ 188,468.80	179%
501-000-362-20-00-00	Fleet Replacement Charge-GF	811,740	33,822.50	710,272.50	88%
501-000-362-20-40-80	Fleet Replacement Charge-SWM	126,462	5,269.25	110,654.25	88%
<b>TOTAL MISCELLANEOUS</b>		<b>\$ 1,043,202</b>	<b>\$ 49,280.80</b>	<b>\$1,009,395.55</b>	<b>97%</b>
501-000-395-10-00-00	Sale of Capital Assets	\$ 165,500	\$ -	\$ 9,000.00	5%
<b>TOTAL NONREVENUES</b>		<b>\$ 165,500</b>	<b>\$ -</b>	<b>\$ 9,000.00</b>	<b>5%</b>
<b>TOTAL FUND</b>		<b>\$ 1,997,643</b>	<b>\$ 80,861.63</b>	<b>\$ 1,712,594.06</b>	<b>86%</b>

City of Sammamish

**Information Technology Fund**

Biennial Budget to Actual Revenue Comparison

Month Ending September 30, 2024

Account Number	Description	2023/2024 Budget	Monthly Actual	BTD Actual Revenues	BTD % Received
502-000-349-80-00-01	Interfund Services - Gen Govt	\$ 5,481,954	\$ 271,311.42	\$ 4,668,019.74	85%
502-000-349-80-04-08	Interfund Services -Surface Water	741,546	36,821.92	631,080.24	85%
<b>TOTAL CHARGES FOR GOODS &amp; SVCS</b>		<b>\$ 6,223,500</b>	<b>\$ 308,133.34</b>	<b>\$ 5,299,099.98</b>	<b>85%</b>
502-000-361-11-00-00	Interest Income	\$ 45,000	\$ 4,209.45	\$ 69,508.09	154%
<b>TOTAL MISCELLANEOUS</b>		<b>\$ 45,000</b>	<b>\$ 4,209.45</b>	<b>\$ 69,508.09</b>	<b>154%</b>
<b>TOTAL FUND</b>		<b>\$ 6,268,500</b>	<b>\$ 312,342.79</b>	<b>\$ 5,368,608.07</b>	<b>86%</b>

City of Sammamish

**Risk Management Fund**

**Biennial Budget to Actual Revenue Comparison  
Month Ending September 30, 2024**

Account Number	Description	2023/2024 Budget	Monthly Actual	BTD Actual Revenues	BTD % Received
503-000-349-91-00-01	Interfund - General fund	\$ 1,402,100	\$ -	\$1,402,100.00	100%
503-000-349-91-04-08	Interfund - Storm Oper Fund	187,900	-	187,900.00	100%
<b>TOTAL CHARGES FOR SERVICES</b>		<b>\$ 1,590,000</b>	<b>\$ -</b>	<b>\$1,590,000.00</b>	<b>100%</b>
503-000-361-11-00-00	Interest Income	\$ 15,500	\$ 1,112.98	\$ 29,676.08	191%
503-000-369-90-00-00	Miscellaneous	-	-	1,151.00	*
<b>TOTAL MISCELLANEOUS</b>		<b>\$ 15,500</b>	<b>\$ 1,112.98</b>	<b>\$ 30,827.08</b>	<b>199%</b>
<b>TOTAL FUND</b>		<b>\$ 1,605,500</b>	<b>\$ 1,112.98</b>	<b>\$ 1,620,827.08</b>	<b>101%</b>

City of Sammamish  
General Fund

**City Council Department**

**Biennial Budget to Actual Expenditure Comparison  
Month Ending September 30, 2024**

Account Number	Description	2023/2024 Budget	Monthly Actual	BTD Actual Expended	BTD % Expended
001-011-511-60-11-00	Salaries	\$ 242,300	\$ 10,356.54	\$ 209,930.64	87%
001-011-511-60-21-00	Benefits	51,300	1,417.41	29,141.88	57%
<b>TOTAL PERSONNEL</b>		<b>\$ 293,600</b>	<b>\$ 11,773.95</b>	<b>\$ 239,072.52</b>	<b>81%</b>
001-011-511-60-31-00	Office & Operating Supplies	\$ 5,000	\$ -	\$ 1,047.05	21%
001-011-511-60-31-01	Meetings	3,000	-	52.02	2%
001-011-511-60-31-05	Meeting Meals (1)	7,000	-	2,091.22	30%
001-011-511-60-35-00	Small Tools & Minor Equipment	-	-	2,622.90	*
<b>TOTAL SUPPLIES</b>		<b>\$ 15,000</b>	<b>\$ -</b>	<b>\$ 5,813.19</b>	<b>39%</b>
001-011-511-60-41-00	Professional Services (2)	\$ 50,000	\$ -	\$ 25,190.89	50%
001-011-511-60-41-03	Kokanee Work Group	111,900	-	111,807.00	100%
001-011-511-60-41-04	Prof Svcs-Council Projects	80,000	-	8,500.00	11%
001-011-511-60-42-00	Communications	11,000	499.40	10,586.84	96%
001-011-511-60-43-00	Travel (3)	26,000	-	3,669.39	14%
001-011-511-60-49-01	Memberships (4)	2,800	-	3,310.00	118%
001-011-511-60-49-03	Training - Seminars/Conf (5)	8,000	-	4,483.38	56%
001-011-511-60-49-06	Sound Cities Association	99,500	-	100,533.66	101%
001-011-511-60-49-09	Puget Sound Regional Council	63,000	-	69,872.00	111%
001-011-511-60-49-15	National League of Cities	8,500	-	10,400.00	122%
<b>TOTAL SERVICES &amp; CHARGES</b>		<b>\$ 460,700</b>	<b>\$ 499.40</b>	<b>\$ 348,353.16</b>	<b>76%</b>
<b>TOTAL DEPARTMENT</b>		<b>\$ 769,300</b>	<b>\$ 12,273.35</b>	<b>\$ 593,238.87</b>	<b>77%</b>

(1) Light refreshments at Council meetings, \$100/mo x 11. Dinners @ \$850 (Issaquah CC, Redmond CC, ISD/LWSD Boards).

(2) Video recording of meetings, Council photos.

(3) \$10,000 for NLC, AWC, AWC Legislative, local travel and \$10,000 for retreat.

(4) Rotary \$1,200, Eastside Transportation Partnership \$200.

(5) AWC conferences, NLC conferences, local trainings.

City of Sammamish  
General Fund

**City Manager Department**

Biennial Budget to Actual Expenditure Comparison  
Month Ending September 30, 2024

Account Number	Description	2023/2024 BUDGET	Monthly Actual	BTD Actual Expended	BTD % Expended
<b>Administration</b>					
001-013-513-10-11-00	Salaries	\$ 1,495,800	\$ 65,218.46	\$ 1,197,202.27	80%
001-013-513-10-21-00	Benefits	483,200	19,188.09	401,524.45	83%
<b>TOTAL PERSONNEL</b>		<b>\$ 1,979,000</b>	<b>\$ 84,406.55</b>	<b>\$ 1,598,726.72</b>	<b>81%</b>
001-013-513-10-31-00	Office & Operating Supplies	\$ 10,000	\$ -	\$ 2,742.01	27%
001-013-513-10-31-03	Supplies-Silver Jubilee	-	-	23,936.40	*
001-013-513-10-31-05	Meeting Meals	5,000	-	4,158.83	83%
001-013-513-10-35-00	Small Tools & Minor Equipment	5,000	-	1,410.36	28%
<b>TOTAL SUPPLIES</b>		<b>\$ 20,000</b>	<b>\$ -</b>	<b>\$ 32,247.60</b>	<b>161%</b>
001-013-513-10-41-00	Professional Services (2)	\$ 163,000	\$ 6,000.00	\$ 268,969.02	165%
001-013-513-10-41-03	Prof Svcs-Silver Jubilee	-	9,852.40	30,740.17	*
001-013-513-10-41-04	Copying	1,000	-	-	0%
001-011-511-60-41-08	Lobbyist Services	110,000	2,500.00	78,416.66	71%
001-013-513-10-42-00	Communications	10,000	175.96	6,152.86	62%
001-013-513-10-42-02	Postage	1,000	-	-	0%
001-013-513-10-43-00	Travel	16,000	-	7,282.59	46%
001-013-513-10-49-00	Miscellaneous	-	-	191.81	*
001-013-513-10-49-01	Memberships (3)	7,000	-	5,855.00	84%
001-013-513-10-49-03	Training	7,000	-	5,390.00	77%
<b>TOTAL SERVICES &amp; CHARGES</b>		<b>\$ 315,000</b>	<b>\$ 18,528.36</b>	<b>\$ 402,998.11</b>	<b>128%</b>
<b>TOTAL ADMINISTRATION</b>		<b>\$ 2,314,000</b>	<b>\$ 102,934.91</b>	<b>\$ 2,033,972.43</b>	<b>88%</b>
<b>Communications</b>					
001-013-557-20-11-00	Salaries	\$ 285,900	\$ 10,679.00	\$ 184,162.22	64%
001-013-557-20-21-00	Benefits	102,700	2,962.50	53,464.81	52%
<b>TOTAL PERSONNEL</b>		<b>\$ 388,600</b>	<b>\$ 13,641.50</b>	<b>\$ 237,627.03</b>	<b>61%</b>
001-013-557-20-31-00	Office & Operating Supplies	\$ 10,000	\$ -	\$ 1,158.60	12%
001-013-557-20-32-00	Fuel	-	-	37.07	*
001-013-557-20-35-00	Small Tool & Equipment	5,000	-	2,185.24	44%
<b>TOTAL SUPPLIES</b>		<b>\$ 15,000</b>	<b>\$ -</b>	<b>\$ 3,380.91</b>	<b>23%</b>
001-013-557-20-41-00	Professional Services (4)	\$ 90,000	\$ -	\$ 168,741.66	187%
001-013-557-20-41-01	Newsletter Printing (5)	80,000	8,026.11	78,127.58	98%
001-013-557-20-41-07	Website Redesign	-	-	(2,483.12)	*
001-013-557-20-42-00	Communications	3,200	52.90	2,055.40	64%
001-013-557-20-42-01	Newsletter Postage	80,000	5,186.92	48,538.42	61%
001-013-557-20-43-00	Travel	3,000	469.17	469.17	16%
001-013-557-20-44-02	Social Media Advertising	1,000	-	136.49	14%
001-013-557-20-49-01	Memberships	1,000	-	-	0%
001-013-557-20-49-03	Training	1,000	-	400.00	40%
<b>TOTAL SERVICES &amp; CHARGES</b>		<b>\$ 259,200</b>	<b>\$ 13,735.10</b>	<b>\$ 295,985.60</b>	<b>114%</b>
<b>TOTAL COMMUNICATIONS</b>		<b>\$ 662,800</b>	<b>\$ 27,376.60</b>	<b>\$ 536,993.54</b>	<b>81%</b>
<b>City Clerk</b>					
001-018-514-30-11-00	Salaries	\$ 738,100	\$ 31,919.64	\$ 626,528.57	85%
001-018-514-30-12-00	Overtime	-	-	577.71	*
001-018-514-30-21-00	Benefits	294,600	9,341.82	199,237.35	68%

<b>TOTAL PERSONNEL</b>		\$ 1,032,700	\$ 41,261.46	\$ 826,343.63	80%
001-018-514-30-31-00 Office & Operating Supplies	\$	6,000	\$ 202.56	\$ 624.78	10%
<b>TOTAL SUPPLIES</b>	\$	<b>6,000</b>	\$ <b>202.56</b>	\$ <b>624.78</b>	<b>10%</b>
001-018-514-30-41-00 Professional Services (6)	\$	40,000	\$ 2,484.63	\$ 77,912.73	195%
001-018-514-30-41-04 Copying		400	-	-	0%
001-018-514-30-42-00 Communication		-	89.10	1,744.22	*
001-018-514-30-43-00 Travel		7,000	-	2,336.42	33%
001-018-514-30-44-00 Advertising (7)		70,000	2,348.70	40,125.81	57%
001-018-514-30-49-00 Miscellaneous		-	-	40.00	*
001-018-514-30-49-01 Memberships		3,200	-	2,508.31	78%
001-018-514-30-49-03 Training - Seminars/Conference		8,000	-	9,307.18	116%
<b>TOTAL SERVICES &amp; CHARGES</b>	\$	<b>128,600</b>	\$ <b>4,922.43</b>	\$ <b>133,974.67</b>	<b>104%</b>
001-018-511-70-41-00 Election Costs	\$	200,000	\$ -	\$ 205,089.29	103%
001-018-511-80-41-00 Voter Registration Costs		400,000	-	249,256.44	62%
<b>TOTAL INTERGOVERNMENTAL</b>	\$	<b>600,000</b>	\$ -	\$ <b>454,345.73</b>	<b>76%</b>
<b>TOTAL CITY CLERK SVCS</b>	\$	<b>1,767,300</b>	\$ <b>46,386.45</b>	\$ <b>1,415,288.81</b>	<b>80%</b>
<b>Sustainability Program</b>					
001-013-554-90-11-00 Salaries	\$	185,100	\$ 7,240.00	\$ 102,978.95	56%
001-013-554-90-12-00 Overtime		-	-	114.26	*
001-013-554-90-21-00 Benefits		72,300	1,752.67	25,680.64	36%
<b>TOTAL PERSONNEL</b>	\$	<b>257,400</b>	\$ <b>8,992.67</b>	\$ <b>128,773.85</b>	<b>50%</b>
001-013-554-90-31-00 Office & Operating Supplies	\$	1,200	\$ -	\$ 282.77	24%
001-013-554-90-35-00 Small Tools & Minor Equipment		3,600	-	-	0%
<b>TOTAL SUPPLIES</b>	\$	<b>4,800</b>	\$ -	\$ <b>282.77</b>	<b>6%</b>
001-013-554-90-41-00 Professional Services	\$	410,000	\$ 17,926.38	\$ 169,184.11	41%
001-013-554-90-42-00 Communications		-	47.05	652.96	*
001-013-554-90-49-01 Memberships		1,000	-	2,500.00	250%
001-013-554-90-49-03 Training - Seminars/Conference		1,900	-	945.00	50%
<b>TOTAL SERVICES &amp; CHARGES</b>	\$	<b>412,900</b>	\$ <b>17,973.43</b>	\$ <b>173,282.07</b>	<b>42%</b>
<b>TOTAL SUSTAINABILITY</b>	\$	<b>675,100</b>	\$ <b>26,966.10</b>	\$ <b>302,338.69</b>	<b>45%</b>
<b>General Government Services</b>					
<b>Covid Response Section</b>					
001-090-518-90-41-19 Prof Services-COVID Response	\$	17,600	\$ -	\$ -	0%
<b>TOTAL SERVICES &amp; CHARGES</b>	\$	<b>17,600</b>	\$ -	\$ -	<b>0%</b>
<b>TOTAL COVID RESPONSE</b>	\$	<b>17,600</b>	\$ -	\$ -	<b>0%</b>
<b>Other Services</b>					
001-090-518-90-31-05 Meeting Meals (8)	\$	37,000	\$ 90.59	\$ 16,877.10	46%
<b>TOTAL SUPPLIES</b>	\$	<b>37,000</b>	\$ <b>90.59</b>	\$ <b>16,877.10</b>	<b>46%</b>
001-090-518-90-41-53 Intergovernmental Taxes	\$	-	\$ -	\$ 7.06	*
001-090-518-90-42-00 Communications		-	-	517.50	*
001-090-518-90-42-02 Postage		13,000	46.95	6,810.02	52%
001-090-518-90-43-00 Travel-Good to Go Passes		-	-	30.00	*
001-090-518-90-45-00 Operating Rentals (9)		5,400	-	4,080.05	76%
001-090-518-90-47-00 Surface Water Fees (10)		136,000	-	111,866.87	82%
001-090-518-90-49-00 Miscellaneous		-	-	-	*
001-090-518-90-49-01 Memberships (11)		1,300	-	1,670.20	128%
<b>TOTAL SERVICES &amp; CHARGES</b>	\$	<b>155,700</b>	\$ <b>46.95</b>	\$ <b>124,981.70</b>	<b>80%</b>

**Pollution Control**

001-090-553-70-41-00 Intgovtl Svc's - Air Pollution (12)	\$	155,600	\$	-	\$	134,336.75	86%
<b>TOTAL POLLUTION CONTROL</b>	<b>\$</b>	<b>155,600</b>	<b>\$</b>	<b>-</b>	<b>\$</b>	<b>134,336.75</b>	<b>86%</b>

**Public Health**

001-090-562-00-41-00 External Taxes - Alcoholism (13)	\$	42,000	\$	4,757.64	\$	34,709.06	83%
<b>TOTAL PUBLIC HEALTH</b>	<b>\$</b>	<b>42,000</b>	<b>\$</b>	<b>4,757.64</b>	<b>\$</b>	<b>34,709.06</b>	<b>83%</b>

<b>TOTAL OTHER SERVICES</b>	<b>\$</b>	<b>390,300</b>	<b>\$</b>	<b>4,895.18</b>	<b>\$</b>	<b>310,904.61</b>	<b>80%</b>
-----------------------------	-----------	----------------	-----------	-----------------	-----------	-------------------	------------

<b>TOTAL GENERAL GOVERNMENT SERVICES</b>	<b>\$</b>	<b>407,900</b>	<b>\$</b>	<b>4,895.18</b>	<b>\$</b>	<b>310,904.61</b>	<b>76%</b>
------------------------------------------	-----------	----------------	-----------	-----------------	-----------	-------------------	------------

<b>TOTAL DEPARTMENT</b>	<b>\$</b>	<b>5,827,100</b>	<b>\$</b>	<b>208,559.24</b>	<b>\$</b>	<b>4,599,498.08</b>	<b>79%</b>
-------------------------	-----------	------------------	-----------	-------------------	-----------	---------------------	------------

- (1) Mayor/Deputy Mayor agenda meetings for 5 to 8 attendees.
- (2) Retreat moderator/facilitator for Council retreats and contingency for unanticipated work.
- (3) International County/City Managers Association (ICMA), WA City/County Managers Association (WCMA).
- (4) \$40,000 for communications strategy consultant and \$30,000 for a statistically valid resident survey. \$10,000/year for professional photo/video service.
- (5) Bi-monthly newsletter with bonus issues.
- (6) Municipal Code updates, records storage and shredding, solicitors license background checks.
- (7) State mandated public notices for meetings, hearings, ordinances, etc.
- (8) All-staff meetings, summer staff BBQ, all-staff annual appreciation lunch.
- (9) Postage machine rental
- (10) Annual surface water fees on general government owned city property.
- (11) Costco and Amazon Prime.
- (12) WA State Clean Air Agency assessment per RCW 70A.15.1600
- (13) Assessment on liquor profit and liquor tax revenues per RCW 66.08 and RCW 82.08.170.

**City of Sammamish  
General Fund**

**Finance Department**

**Biennial Budget to Actual Expenditure Comparison  
Month Ending September 30, 2024**

Account Number	Description	2023/2024 BUDGET	Monthly Actual	BTD Actual Expended	BTD % Expended
<b>Financial Services</b>					
001-014-514-20-11-00	Salaries	\$ 1,886,700	\$ 72,039.42	\$ 1,472,021.37	78%
001-014-514-20-12-00	Overtime	1,000	344.03	2,160.75	<b>216%</b>
001-014-514-20-21-00	Benefits	664,700	21,625.91	475,482.65	72%
<b>TOTAL PERSONNEL</b>		<b>\$ 2,552,400</b>	<b>\$ 94,009.36</b>	<b>\$ 1,949,664.77</b>	<b>76%</b>
<b>Supplies</b>					
001-014-514-20-31-00	Office & Operating Supplies	\$ 4,000	\$ -	\$ 2,954.12	74%
001-014-514-20-31-02	Books	1,000	-	395.00	40%
<b>TOTAL SUPPLIES</b>		<b>\$ 5,000</b>	<b>\$ -</b>	<b>\$ 3,349.12</b>	<b>67%</b>
<b>Services &amp; Charges</b>					
001-014-514-20-41-00	Professional Services (1)	\$ 120,000	\$ 2,131.97	\$ 134,374.84	<b>112%</b>
001-014-514-20-41-02	State Auditor (2)	206,500	7,881.30	99,369.97	48%
001-014-514-20-41-04	Copying (3)	4,000	-	-	0%
001-014-514-20-42-00	Communications	8,400	345.28	5,467.47	65%
001-014-514-20-43-00	Travel	10,000	-	5,259.33	53%
001-014-514-20-49-00	Miscellaneous	2,000	-	3,537.43	<b>177%</b>
001-014-514-20-49-01	Memberships	6,000	-	4,223.00	70%
001-014-514-20-49-03	Training - Seminars/Conf	20,000	-	4,470.00	22%
<b>TOTAL SERVICES &amp; CHARGES</b>		<b>\$ 376,900</b>	<b>\$ 10,358.55</b>	<b>\$ 256,702.04</b>	<b>68%</b>
<b>TOTAL FINANCIAL SERVICES</b>		<b>\$ 2,934,300</b>	<b>\$ 104,367.91</b>	<b>\$ 2,209,715.93</b>	<b>75%</b>
<b>General Government Services</b>					
001-090-518-90-49-02	Merchant Fees	\$ 600,000	\$ 10,021.40	\$ 187,756.76	31%
<b>TOTAL SERVICES &amp; CHARGES</b>		<b>\$ 600,000</b>	<b>\$ 10,021.40</b>	<b>\$ 187,756.76</b>	<b>31%</b>
<b>TOTAL GENERAL GOVERNMENT SERVICES</b>		<b>\$ 600,000</b>	<b>\$ 10,021.40</b>	<b>\$ 187,756.76</b>	<b>31%</b>
<b>TOTAL DEPARTMENT</b>		<b>\$ 3,534,300</b>	<b>\$ 114,389.31</b>	<b>\$ 2,397,472.69</b>	<b>68%</b>

(1) Fees for Wells Fargo Bank, Separately Managed Investment account, Paypal, flex plan administration.

(2) State Auditor's annual audit and 2023 federal single audit.

(3) Printing-GFOA Budget and Comprehensive Annual Financial Report.



City of Sammamish  
General Fund

**Legal Services**

**Biennial Budget to Actual Expenditure Comparison  
Month Ending September 30, 2024**

Account Number	Description	2023/2024 BUDGET	Monthly Actual	BTD Actual Expended	BTD % Expended
001-015-515-31-11-00	Salaries	\$ 89,800	\$ -	\$ 96,993.08	108%
001-015-515-31-21-00	Benefits	31,200	-	32,477.42	104%
<b>TOTAL PERSONNEL</b>		<b>\$ 121,000</b>	<b>\$ -</b>	<b>\$ 129,470.50</b>	<b>107%</b>
001-015-515-31-31-00	Office & Operating Supplies	\$ 1,500	\$ -	\$ 52.72	4%
<b>TOTAL SUPPLIES</b>		<b>\$ 1,500</b>	<b>\$ -</b>	<b>\$ 52.72</b>	<b>4%</b>
001-015-515-91-41-00	Professional Services	\$ 40,000	\$ 1,325.19	\$ 1,325.19	
001-015-515-91-41-92	Public Defender	190,000	718.00	110,320.50	58%
001-015-515-30-41-94	Domestic Violence Advocate	20,000	821.04	10,818.93	54%
001-015-515-41-41-90	City Attorney-Base	650,000	35,291.82	644,143.33	99%
001-015-515-41-41-91	Prosecuting Attorney	380,000	-	243,445.45	64%
001-015-515-45-41-93	City Attorney - Special Matters	850,000	10,551.95	590,963.66	70%
001-015-558-60-41-00	Hearing Examiner	60,000	-	7,736.25	13%
001-015-515-31-41-00	Professional Services	-	(1,175.32)	1,392.81	*
001-015-515-31-42-00	Communications	-	-	634.74	*
001-015-515-31-49-03	Training	-	-	80.00	*
<b>TOTAL SERVICES &amp; CHARGES</b>		<b>\$ 2,190,000</b>	<b>\$ 47,532.68</b>	<b>\$ 1,610,860.86</b>	<b>74%</b>
001-015-512-52-41-00	Municipal Court Costs (1)	\$ 720,000	\$ -	\$ 297,037.25	41%
<b>TOTAL DEPARTMENT</b>		<b>\$ 3,032,500</b>	<b>\$ 47,532.68</b>	<b>\$ 2,037,421.33</b>	<b>67%</b>

(1) Largely offset by revenue from citations.

City of Sammamish  
General Fund

**Administrative Services Department**  
Biennial Budget to Actual Expenditure Comparison  
Month Ending September 30, 2024

Account Number	Description	2023/2024 BUDGET	Monthly Actual	BTD Actual Expended	BTD % Expended
<b>Human Resources</b>					
<b>Administration Section</b>					
001-018-516-20-11-00	Salaries	\$ 576,400	\$ 26,190.10	\$ 478,133.92	83%
001-018-516-20-21-00	Benefits	206,000	10,121.35	165,902.60	81%
001-018-516-20-21-11	Tuition Reimbursement	50,000	-	-	0%
<b>TOTAL PERSONNEL</b>		<b>\$ 832,400</b>	<b>\$ 36,311.45</b>	<b>\$ 644,036.52</b>	<b>77%</b>
001-018-516-20-31-00	Office & Operating Supplies	\$ 6,500	\$ -	\$ 450.05	7%
001-018-516-20-31-01	Meeting Expense	1,000	-	-	0%
001-018-516-20-31-02	Books & Publications	500	-	-	0%
001-018-516-20-32-00	Fuel	-	-	166.45	*
001-018-516-20-35-00	Small Tools & Minor Equipment	5,760	-	-	0%
<b>TOTAL SUPPLIES</b>		<b>\$ 13,760</b>	<b>\$ -</b>	<b>\$ 616.50</b>	<b>4%</b>
001-018-516-20-41-00	Professional Services (1)	\$ 242,000	\$ 311.59	\$ 128,520.76	53%
001-018-516-20-42-00	Communications	6,300	136.11	3,017.50	48%
001-018-516-20-43-00	Travel	7,000	-	3,001.06	43%
001-018-516-20-44-00	Advertising	10,000	-	8,821.02	88%
001-018-516-20-49-01	Memberships	14,200	-	10,031.16	71%
001-018-516-20-49-02	City-wide Training	9,500	-	-	0%
001-018-516-20-49-03	Training - Seminars/Conference	16,000	-	4,663.44	29%
001-018-516-20-49-07	AWC Membership	105,000	-	109,066.00	104%
<b>TOTAL SERVICES &amp; CHARGES</b>		<b>\$ 410,000</b>	<b>\$ 447.70</b>	<b>\$ 267,120.94</b>	<b>65%</b>
<b>TOTAL ADMINISTRATION SECTION</b>		<b>\$ 1,256,160</b>	<b>\$ 36,759.15</b>	<b>\$ 911,773.96</b>	<b>73%</b>
<b>Wellness Section</b>					
001-018-517-90-31-00	Office & Operating Supplies	\$ 2,500	\$ -	\$ 2,774.61	111%
<b>TOTAL SUPPLIES</b>		<b>\$ 2,500</b>	<b>\$ -</b>	<b>\$ 2,774.61</b>	<b>111%</b>
001-018-517-90-41-00	Professional Services	\$ 800	\$ -	\$ -	0%
001-018-517-90-43-00	Travel	300	-	-	0%
001-018-517-90-49-00	Miscellaneous	500	-	-	0%
<b>TOTAL SERVICES &amp; CHARGES</b>		<b>\$ 1,600</b>	<b>\$ -</b>	<b>\$ -</b>	<b>0%</b>
<b>TOTAL WELLNESS SECTION</b>		<b>\$ 4,100</b>	<b>\$ -</b>	<b>\$ 2,774.61</b>	<b>68%</b>
<b>TOTAL HUMAN RESOURCES</b>		<b>\$ 1,260,260</b>	<b>\$ 36,759.15</b>	<b>\$ 914,548.57</b>	<b>73%</b>
<b>Administrative</b>					
001-018-518-10-11-00	Salaries	\$ 887,000	\$ 45,048.50	\$ 767,969.42	87%
001-018-518-10-21-00	Benefits	317,600	14,068.54	253,333.80	80%
<b>TOTAL PERSONNEL</b>		<b>\$ 1,204,600</b>	<b>\$ 59,117.04</b>	<b>\$1,021,303.22</b>	<b>85%</b>
001-018-518-10-31-00	Supplies	\$ 2,500	\$ -	\$ 449.63	18%
001-018-518-10-31-02	Books & Publications	500	-	-	0%
001-018-518-10-35-00	Small Tools & Minor Equipment	4,800	-	-	0%
<b>TOTAL SUPPLIES</b>		<b>\$ 7,800</b>	<b>\$ -</b>	<b>\$ 449.63</b>	<b>6%</b>

Account Number	Description	2023/2024 BUDGET	Monthly Actual	BTD Actual Expended	BTD % Expended
001-018-518-10-41-00	Professional Services	\$ -	\$ -	\$ 27,040.00	*
001-018-554-30-41-00	Prof Svcs - Animal Control (2)	380,000	-	189,868.00	50%
001-018-518-10-41-02	Prof Svcs-DEIB Program	260,000	-	25,975.85	10%
001-018-518-10-42-00	Communications	1,200	209.18	4,641.02	387%
001-018-518-10-43-00	Travel	3,300	-	4,340.99	132%
001-018-518-10-49-00	Miscellaneous	-	-	2,945.07	*
001-018-518-10-49-01	Memberships	1,400	-	650.00	46%
001-018-518-10-49-03	Training - Seminars/Conference	3,000	-	2,579.45	86%
<b>TOTAL SERVICES &amp; CHARGES</b>		<b>\$ 648,900</b>	<b>\$ 209.18</b>	<b>\$ 258,040.38</b>	<b>40%</b>
<b>TOTAL ADMINISTRATIVE SVCS</b>		<b>\$ 1,861,300</b>	<b>\$ 59,326.22</b>	<b>\$ 1,279,793.23</b>	<b>69%</b>
<b>TOTAL DEPARTMENT</b>		<b>\$ 3,121,560</b>	<b>\$ 96,085.37</b>	<b>\$ 2,194,341.80</b>	<b>70%</b>

(1) NeoGov, recruiting firms, background checks, temporary agencies, investigators, labor attorneys, handbook update, \$70,000 for class and comp study.

(2) King County contract for animal control services. Contract amount is offset by per licensing revenue.

City of Sammamish  
General Fund

**Facilities Department**

**Biennial Budget to Actual Expenditure Comparison  
Month Ending September 30, 2024**

Account Number	Description	2023/2024 BUDGET	Monthly Actual	BTD Actual Expended	BTD % Expended
001-019-518-30-11-00	Salaries	\$ 1,260,200	\$ 46,366.22	\$ 1,047,919.85	83%
001-019-518-30-12-00	Overtime	50,000	933.31	38,740.96	77%
001-019-518-30-14-00	Standby Pay	60,000	2,310.00	46,858.68	78%
001-019-518-30-21-00	Benefits	519,500	18,874.50	409,371.67	79%
<b>TOTAL PERSONNEL</b>		<b>\$ 1,889,700</b>	<b>\$ 68,484.03</b>	<b>\$ 1,542,891.16</b>	<b>82%</b>
001-019-518-30-31-00	Office & Operating Supplies	\$ 202,100	\$ 7,327.78	\$ 139,497.04	69%
001-090-518-50-31-00	Office & Operating Supplies (1)	100,000	2,335.20	85,034.93	85%
001-019-518-30-31-04	Safety Clothing	13,400	149.73	2,066.79	15%
001-019-518-30-31-05	Snow & Ice	9,500	-	971.43	10%
001-019-518-30-31-06	Signs & Markings	2,500	-	-	0%
001-019-518-30-32-00	Fuel	97,000	-	24,787.94	26%
001-019-518-30-35-00	Small Tools & Minor Equipment (2)	46,700	-	10,874.19	23%
<b>TOTAL SUPPLIES</b>		<b>\$ 471,200</b>	<b>\$ 9,812.71</b>	<b>\$ 263,232.32</b>	<b>56%</b>
001-019-518-30-41-00	Professional Services (3)	\$ 1,180,500	\$ 37,973.24	\$ 837,343.42	71%
001-019-518-30-42-00	Communications	159,800	1,618.22	139,704.76	87%
001-019-518-30-43-00	Travel	4,000	14.94	336.61	8%
001-019-518-30-45-00	Rentals & Leases	30,000	-	3,278.63	11%
001-019-518-30-47-00	Utilities	434,800	20,747.14	357,781.98	82%
001-019-518-30-48-00	Repair & Maintenance (4)	1,122,000	25,336.26	685,316.09	61%
001-019-518-30-48-01	Repair & Maintenance Capital	175,000	41,543.75	42,516.28	24%
001-019-518-30-49-01	Memberships	-	-	124.00	*
001-019-518-30-49-03	Training	10,000	-	4,278.96	43%
<b>TOTAL SERVICES &amp; CHARGES</b>		<b>\$ 3,116,100</b>	<b>\$ 127,233.55</b>	<b>\$ 2,070,680.73</b>	<b>66%</b>
001-019-594-19-63-00	Other Improvements (5)	\$ 95,000	\$ -	\$ -	0%
001-019-594-19-64-00	Machinery & Equipment (6)	40,000	-	43,543.02	109%
<b>TOTAL CAPITAL</b>		<b>\$ 135,000</b>	<b>\$ -</b>	<b>\$ 43,543.02</b>	<b>32%</b>
<b>TOTAL DEPARTMENT</b>		<b>\$ 5,612,000</b>	<b>\$ 205,530.29</b>	<b>\$ 3,920,347.23</b>	<b>70%</b>

- (1) Kitchen supplies, office supplies, first aid supplies, personal protective equipment, small equipment under \$5,000.
- (2) Shared use filing cabinets, partitions, appliances. Facility's staff purchases. (*Departments pay for 1st time purchases.*)
- (3) Maintenance contracts-landscape, custodial, tree, pest control, etc.
- (4) Contracted services-electrical, plumbing, elevator, fuel tank cleaning, etc.
- (5) Fence repair-Central WA University.
- (6) Facilites and fleet software.

City of Sammamish  
General Fund

**Police Services Department**

**Biennial Budget to Actual Expenditure Comparison  
Month Ending September 30, 2024**

Account Number	Description	2023/2024 BUDGET	Monthly Actual	BTD Actual Expended	BTD % Expended
001-021-521-10-11-00	Salaries	\$ 197,100	\$ 8,686.92	\$ 174,170.60	88%
001-021-521-10-21-00	Benefits	77,600	3,298.03	68,102.18	88%
<b>TOTAL PERSONNEL</b>		<b>\$ 274,700</b>	<b>\$ 11,984.95</b>	<b>\$ 242,272.78</b>	<b>88%</b>
001-021-521-10-31-00	Office & Operating Supplies	\$ 8,000	\$ 1,400.98	\$ 36,278.39	453%
001-021-521-10-31-02	Community Academy	10,000	(508.09)	3,717.49	37%
001-021-521-10-31-04	Clothing Allowance	4,000	508.09	2,586.76	65%
001-021-521-10-31-05	Meeting Meal Expense	4,000	-	2,027.15	51%
001-021-521-10-31-06	Supplies Explorer Program	8,000	61.23	2,998.00	37%
001-021-521-10-32-00	Fuel	1,200	-	45.50	4%
001-021-521-10-35-00	Small Tools & Minor Equip	12,000	-	1,322.39	11%
<b>TOTAL SUPPLIES</b>		<b>\$ 47,200</b>	<b>\$ 1,462.21</b>	<b>\$ 48,975.68</b>	<b>104%</b>
001-021-521-10-41-00	Professional Services (1)	\$ 4,000	\$ 217.60	\$ 4,464.61	112%
001-021-521-20-41-00	Police Services Contract	20,364,000	-	14,198,993.40	70%
001-021-523-60-41-00	Jail Contract	330,000	3,748.50	103,261.12	31%
001-021-521-10-42-00	Communications	1,400	42.05	864.85	62%
001-021-521-10-42-02	Postage	200	-	142.34	71%
001-021-521-10-43-00	Travel	12,000	-	15,410.14	128%
001-021-521-10-45-00	Operating Rentals & Leases	300	-	-	0%
001-021-521-10-48-00	Repair & Maintenance	10,000	1,298.82	5,728.48	57%
001-021-521-10-49-01	Memberships (2)	2,000	-	785.00	39%
001-021-521-10-49-02	UOF/DTI Training	-	-	10,266.93	*
001-021-521-10-49-03	Training-Explorers	-	-	1,038.75	*
001-021-521-20-49-03	Training-Seminars/Conferences	8,000	-	2,881.48	36%
<b>TOTAL SERVICES &amp; CHARGES</b>		<b>\$20,731,900</b>	<b>\$ 5,306.97</b>	<b>\$ 14,343,837.10</b>	<b>69%</b>
001-021-594-21-64-00	Machinery & Equipment	\$ 10,000	\$ -	\$ -	0%
<b>TOTAL CAPITAL</b>		<b>\$ 10,000</b>	<b>\$ -</b>	<b>\$ -</b>	<b>0%</b>
<b>TOTAL DEPARTMENT</b>		<b>\$ 21,063,800</b>	<b>\$ 18,754.13</b>	<b>\$ 14,635,085.56</b>	<b>69%</b>

(1) Towing, background checks, equipment calibration.

(2) International Association of Chiefs of Police, WA Association of Sheriffs and Police Chiefs.

City of Sammamish  
General Fund

**Fire Services Department**

Biennial Budget to Actual Expenditure Comparison  
Month Ending September 30, 2024

Account Number	Description	2023/2024 BUDGET		Monthly Actual	BTD Actual Expended	BTD % Expended
001-022-522-20-41-00	Eastside Fire & Rescue Contract	\$18,655,160	\$	-	\$ 15,599,827.00	84%
001-022-522-50-47-00	Station Surface Water Fees	12,200		-	12,356.63	101%
<b>TOTAL SERVICES &amp; CHARGES</b>		<b>\$18,667,360</b>	<b>\$</b>	<b>-</b>	<b>\$ 15,612,183.63</b>	<b>84%</b>
<b>TOTAL DEPARTMENT</b>		<b>\$18,667,360</b>	<b>\$</b>	<b>-</b>	<b>\$ 15,612,183.63</b>	<b>84%</b>

City of Sammamish  
General Fund

**Emergency Management**

**Biennial Budget to Actual Expenditure Comparison  
Month Ending September 30, 2024**

Account Number	Description	2023/2024 BUDGET	Monthly Actual	BTD Actual Expended	BTD % Expended
001-025-525-60-41-00	Prof. Services EMPG Grant	\$ 98,700	\$ -	\$ 48,494.24	49%
001-025-525-60-42-00	Communications	30,000	-	22,284.39	74%
<b>TOTAL SERVICES &amp; CHARGES</b>		<b>\$ 128,700</b>	<b>\$ -</b>	<b>\$ 70,778.63</b>	<b>55%</b>
<b>TOTAL DEPARTMENT</b>		<b>\$ 128,700</b>	<b>\$ -</b>	<b>\$ 70,778.63</b>	<b>55%</b>

City of Sammamish  
General Fund

**Public Works Department**

Biennial Budget to Actual Expenditure Comparison  
Month Ending September 30, 2024

Account Number	Description	2023/2024 BUDGET	Monthly Actual	BTD Actual Expended	BTD % Expended
<b>Administration</b>					
001-040-543-10-11-00	Salaries	\$ 648,600	\$ 30,910.18	\$ 477,261.06	74%
001-040-543-10-12-00	Overtime	2,000	-	822.13	41%
001-040-543-10-21-00	Benefits	218,600	9,349.59	164,773.99	75%
<b>TOTAL PERSONNEL</b>		<b>\$ 869,200</b>	<b>\$ 40,259.77</b>	<b>\$ 642,857.18</b>	<b>74%</b>
001-040-543-10-31-00	Office & Operating Supplies	\$ 4,800	\$ 13.21	\$ 4,251.47	89%
001-040-543-10-31-01	Meetings	1,500	-	-	0%
001-040-543-10-31-04	Safety Clothing	300	-	-	0%
001-040-543-10-31-05	Meeting Meals	1,000	-	1,767.79	177%
001-040-543-10-32-00	Fuel	20,000	-	18,164.55	91%
001-040-543-10-34-00	Maps	400	-	-	0%
<b>TOTAL SUPPLIES</b>		<b>\$ 28,000</b>	<b>\$ 13.21</b>	<b>\$ 24,183.81</b>	<b>86%</b>
001-040-543-10-41-00	Professional Services (1)	\$ 199,800	\$ 753.00	\$ 126,350.52	63%
001-040-543-10-41-01	Professional Services-Reimbursed	30,000	-	-	0%
001-040-543-10-42-00	Communications	34,000	1,333.35	32,135.51	95%
001-040-543-10-42-02	Postage	200	-	-	0%
001-040-543-10-43-00	Travel	3,900	-	2,420.32	62%
001-040-537-70-47-01	Recycling	289,909	2,180.00	225,706.31	78%
001-040-543-10-49-01	Memberships	1,800	-	479.75	27%
001-040-543-10-49-03	Training - Seminars/Conference	23,300	-	2,536.39	11%
<b>TOTAL SERVICES &amp; CHARGES</b>		<b>\$ 582,909</b>	<b>\$ 4,266.35</b>	<b>\$ 389,628.80</b>	<b>67%</b>
<b>TOTAL ADMINISTRATION</b>		<b>\$ 1,480,109</b>	<b>\$ 44,539.33</b>	<b>\$ 1,056,669.79</b>	<b>71%</b>
<b>Engineering</b>					
001-040-542-10-11-00	Salaries	\$ 1,041,000	\$ 44,948.31	\$ 867,618.19	83%
001-040-542-10-12-00	Overtime	8,000	-	364.54	5%
001-040-542-10-21-00	Benefits	406,100	9,203.62	325,464.67	80%
<b>TOTAL PERSONNEL</b>		<b>\$ 1,455,100</b>	<b>\$ 54,151.93</b>	<b>\$ 1,193,447.40</b>	<b>82%</b>
001-040-542-10-31-00	Office & Operating Supplies	\$ 10,000	\$ -	\$ 2,030.86	20%
001-040-542-10-31-01	Meetings	2,000	-	-	0%
001-040-542-10-31-04	Safety Clothing	6,000	-	844.74	14%
001-040-542-10-34-00	Maps	400	-	-	0%
001-040-542-10-35-00	Small Tools & Minor Equipment	5,000	-	-	0%
<b>TOTAL SUPPLIES</b>		<b>\$ 23,400</b>	<b>\$ -</b>	<b>\$ 2,875.60</b>	<b>12%</b>
001-040-542-10-41-00	Professional Services (2)	\$ 530,000	\$ 3,632.00	\$ 207,048.18	39%
001-040-542-10-42-02	Postage	200	-	859.33	430%
001-040-542-10-43-00	Travel	8,000	-	697.00	9%
001-040-542-10-48-00	Repair & Maintenance	130,000	-	89,037.08	68%
001-040-542-10-49-00	Miscellaneous	1,000	-	-	0%
001-040-542-10-49-01	Memberships	6,550	-	1,184.00	18%
001-040-542-10-49-03	Training - Seminars/Conference	28,200	-	3,229.00	11%
<b>TOTAL SERVICES &amp; CHARGES</b>		<b>\$ 703,950</b>	<b>\$ 3,632.00</b>	<b>\$ 302,054.59</b>	<b>43%</b>
001-040-594-42-64-00	Computer Software (3)	\$ 20,000	\$ -	\$ -	0%
<b>TOTAL CAPITAL</b>		<b>\$ 20,000</b>	<b>\$ -</b>	<b>\$ -</b>	<b>0%</b>



Account Number	Description	2023/2024 BUDGET	Monthly Actual	BTD Actual Expended	BTD % Expended
<b>TOTAL ENGINEERING</b>		<b>\$ 2,202,450</b>	<b>\$ 57,783.93</b>	<b>\$ 1,498,377.59</b>	<b>68%</b>
<b>Traffic</b>					
001-041-542-10-11-00	Salaries	\$ 1,371,900	\$ 51,671.62	\$ 1,106,870.48	81%
001-041-542-10-12-00	Overtime	13,900	-	7,838.47	56%
001-041-542-10-21-00	Benefits	527,100	\$18,615.75	\$418,871.08	79%
<b>TOTAL PERSONNEL</b>		<b>\$ 1,912,900</b>	<b>\$ 70,287.37</b>	<b>\$ 1,533,580.03</b>	<b>80%</b>
001-041-542-10-31-00	Office & Operating Supplies	\$ 57,900	\$ -	\$ (15,933.91)	-28%
001-041-542-30-31-06	Safety Clothing	5,000	-	833.31	17%
001-041-542-10-31-07	Spare Parts & Equipment	270,000	68.05	127,739.15	47%
<b>TOTAL SUPPLIES</b>		<b>\$ 332,900</b>	<b>\$ 68.05</b>	<b>\$ 112,638.55</b>	<b>34%</b>
001-041-542-10-41-00	Professional Services (4)	\$ 389,400	\$ -	\$ 188,970.23	49%
001-041-542-10-42-00	Communications	67,200	-	38,320.39	57%
001-041-542-10-42-02	Postage	2,000	35.81	4,478.13	224%
001-041-542-10-43-00	Travel	5,400	-	4,471.54	83%
001-041-542-10-45-00	Operating Rentals	5,000	1,184.42	2,655.54	53%
001-041-542-10-48-00	Repair & Maintenance (5)	151,600	12.82	5,604.43	4%
001-041-542-10-48-01	Software Maintenance	50,700	-	22,858.01	45%
001-041-542-10-49-01	Memberships	3,600	-	2,445.00	68%
001-041-542-10-49-03	Training - Seminars/Conference	13,600	-	4,788.35	35%
001-041-542-30-48-50	KC Road/Signal Maint Contract	418,000	49,907.50	197,683.16	47%
001-041-544-40-41-08	Concurrency Mgmt Sys-Reimb	152,000	-	37,423.88	25%
<b>TOTAL SERVICES &amp; CHARGES</b>		<b>\$ 1,258,500</b>	<b>\$ 51,140.55</b>	<b>\$ 509,698.66</b>	<b>41%</b>
001-041-594-42-63-01	Traffic signal cabinet upgrade	\$ 358,000	\$ 760.38	\$ 75,824.48	21%
001-041-594-42-63-02	Ped pushbutton upgrade	30,000	-	12,787.44	43%
001-041-594-42-63-03	Preemption detection upgrade	10,000	-	-	0%
001-041-594-42-63-04	School zone flasher upgrade	150,000	-	14,696.21	10%
001-041-594-42-63-05	Speed radar sign upgrade	30,000	-	-	0%
001-041-594-42-63-06	Rapid flash beacon upgrade	36,000	-	11,773.77	33%
001-041-594-42-63-07	Signal indications upgrade	32,000	-	4,233.92	13%
001-041-594-42-63-08	Streetlight to LED upgrade	30,000	-	-	0%
001-041-594-42-64-00	Computer Software (6)	80,000	-	14,634.50	18%
001-041-594-42-64-01	Traffic Signal Cabinet Upgrade	-	-	248,961.94	*
001-041-594-42-64-02	Pedestrian Push Button Upgrade	-	-	6,958.32	*
001-041-594-42-64-03	Preemption Detection Upgrade	-	-	1,136.55	*
001-041-594-42-64-04	School Zone Flasher Upgrade	-	-	26,110.73	*
001-041-594-42-64-05	Speed Radar Sign Upgrade	-	-	8,294.33	*
001-041-594-42-64-06	Rapid Flash Beacon Upgrade	-	-	2,190.81	*
001-041-594-42-64-07	Signal Indications Upgrade	-	-	22,601.93	*
<b>TOTAL CAPITAL</b>		<b>\$ 786,000</b>	<b>\$ 760</b>	<b>\$ 450,204.93</b>	<b>\$ 0</b>
<b>TOTAL TRAFFIC</b>		<b>\$ 4,290,300</b>	<b>\$ 122,256.35</b>	<b>\$ 2,606,122.17</b>	<b>61%</b>
<b>Transportation Planning</b>					
001-040-544-40-11-00	Salaries	\$ 853,200	\$ 19,514.96	\$ 519,966.14	61%
001-040-544-40-12-00	Overtime	2,000	-	500.71	25%
001-040-544-40-21-00	Benefits	360,600	6,466.35	176,724.01	49%
<b>TOTAL PERSONNEL</b>		<b>\$ 1,215,800</b>	<b>\$ 25,981.31</b>	<b>\$ 697,190.86</b>	<b>57%</b>
001-040-544-40-31-00	Office & Operating Supplies	\$ 4,000	\$ -	\$ 89.70	2%
001-040-544-40-31-01	Meetings	600	-	-	0%
<b>TOTAL SUPPLIES</b>		<b>\$ 4,600</b>	<b>\$ -</b>	<b>\$ 89.70</b>	<b>2%</b>
001-040-544-40-41-00	Professional Services (7)	\$ 670,000	\$ -	\$ 442,583.42	66%
001-040-544-40-41-04	Copying	400	-	-	0%

Account Number	Description	2023/2024 BUDGET	Monthly Actual	BTD Actual Expended	BTD % Expended
001-040-544-40-42-02	Postage	1,000	-	-	0%
001-040-544-40-43-00	Travel	3,500	-	521.11	15%
001-040-544-40-49-01	Memberships	3,400	-	-	0%
001-040-544-40-49-03	Training - Seminars/Conference	4,000	-	1,246.91	31%
<b>TOTAL SERVICES &amp; CHARGES</b>		<b>\$ 682,300</b>	<b>\$ -</b>	<b>\$ 444,351.44</b>	<b>65%</b>

<b>TOTAL TRANSPORTATION PLANNING</b>		<b>\$ 1,902,700</b>	<b>\$ 25,981.31</b>	<b>\$ 1,141,632.00</b>	<b>60%</b>
--------------------------------------	--	---------------------	---------------------	------------------------	------------

#### Development Review

001-040-544-20-11-00	Salaries	\$ 1,193,600	\$ 53,592.04	\$ 899,088.24	75%
001-040-544-20-12-00	Overtime	8,000	-	1,955.72	24%
001-040-544-20-21-00	Benefits	535,700	\$20,004.40	\$370,958.26	69%
<b>TOTAL PERSONNEL</b>		<b>\$ 1,737,300</b>	<b>\$ 73,596.44</b>	<b>\$ 1,272,002.22</b>	<b>73%</b>

001-040-544-20-31-00	Office & Operating Supplies	\$ 3,000	\$ 31.73	\$ 723.67	24%
001-040-544-20-31-01	Meetings	400	-	-	0%
001-040-544-20-31-02	Books	200	-	-	0%
001-040-544-20-31-04	Safety Clothing	4,200	-	390.76	9%
001-040-544-20-35-00	Small Tools & Minor Equipment	500	-	-	0%
<b>TOTAL SUPPLIES</b>		<b>\$ 8,300</b>	<b>\$ 31.73</b>	<b>\$ 1,114.43</b>	<b>13%</b>

001-040-544-20-41-02	Engineering Svcs-Reimbursed	\$ 173,000	\$ 3,376.75	\$ 137,236.40	79%
001-040-544-20-41-04	Copying	50	-	179.47	359%
001-040-544-20-42-02	Postage	200	-	-	0%
001-040-544-20-43-00	Travel	2,000	-	485.26	24%
001-040-544-20-49-03	Training	1,000	-	1,920.00	192%
<b>TOTAL SERVICES &amp; CHARGES</b>		<b>\$ 176,250</b>	<b>\$ 3,376.75</b>	<b>\$ 139,821.13</b>	<b>79%</b>

<b>TOTAL DEVELOPMENT REVIEW</b>		<b>\$ 1,921,850</b>	<b>\$ 77,004.92</b>	<b>\$ 1,412,937.78</b>	<b>74%</b>
---------------------------------	--	---------------------	---------------------	------------------------	------------

#### Maintenance

001-040-542-30-11-00	Salaries	\$ 1,362,000	\$ 51,745.34	\$ 1,060,701.01	78%
001-040-542-30-12-00	Overtime	150,000	5,856.00	98,654.74	66%
001-040-542-30-14-00	Standby Pay	31,600	1,270.50	23,876.16	76%
001-040-542-30-21-00	Benefits	637,500	23,686.33	482,047.06	76%
<b>TOTAL PERSONNEL</b>		<b>\$ 2,181,100</b>	<b>\$ 82,558.17</b>	<b>\$ 1,665,278.97</b>	<b>76%</b>

001-040-542-30-31-00	Office & Operating Supplies	\$ 321,000	\$ 2,527.54	\$ 281,994.63	88%
001-040-542-30-31-04	Safety Clothing & Equipment	13,400	149.72	3,458.65	26%
001-040-542-30-31-06	Signs & Markers	59,000	-	77,993.87	132%
001-040-542-30-32-00	Fuel	78,000	-	51,369.59	66%
001-040-542-30-35-00	Small Tools & Minor Equipment	12,800	-	5,254.53	41%
001-040-542-66-31-00	Snow & Ice Supplies (4)	215,000	-	194,790.40	91%
001-040-542-66-31-01	Snow & Ice Supplies - Tools	42,500	-	15,091.80	36%
<b>TOTAL SUPPLIES</b>		<b>\$ 741,700</b>	<b>\$ 2,677.26</b>	<b>\$ 629,953.47</b>	<b>85%</b>

001-040-542-30-41-00	Professional Services (9)	\$ 360,900	\$ 11,401.00	\$ 119,033.44	33%
001-040-542-30-41-01	Prof Svc: ROW landscape (10)	882,693	53,525.21	646,378.10	73%
001-040-542-30-42-00	Communications	16,000	403.39	11,633.93	73%
001-040-542-30-43-00	Travel	2,000	14.94	1,931.91	97%
001-040-542-30-45-00	Operating Rentals & Leases	83,900	-	92,052.13	110%
001-040-542-30-47-00	Utilities	568,000	14,270.24	467,229.75	82%
001-040-542-30-48-00	Repair & Maintenance	243,000	500.33	40,392.09	17%
001-040-542-30-48-50	Roadway-Slide Repair	60,000	-	-	0%
001-040-542-30-49-00	Miscellaneous	-	-	960.76	*
001-040-542-30-49-01	Memberships	-	-	240.00	*
001-040-542-30-49-03	Training	27,500	-	36,690.58	133%
001-040-542-67-48-50	Street Cleaning	12,000	-	-	0%

Account Number	Description	2023/2024 BUDGET	Monthly Actual	BTD Actual Expended	BTD % Expended
<b>TOTAL SERVICES &amp; CHARGES</b>		<b>\$ 2,255,993</b>	<b>\$ 80,115.11</b>	<b>\$ 1,416,542.69</b>	<b>63%</b>
001-040-594-42-64-30	Machinery & Equipment (7)	\$ 83,000	\$ 12,397.50	\$ 59,617.47	72%
<b>TOTAL CAPITAL</b>		<b>\$ 83,000</b>	<b>\$ 12,397.50</b>	<b>\$ 59,617.47</b>	<b>72%</b>
<b>TOTAL MAINTENANCE</b>		<b>\$ 5,261,793</b>	<b>\$ 177,748.04</b>	<b>\$ 3,771,392.60</b>	<b>72%</b>
<b>Pavement Preservation Section</b>					
001-040-542-30-48-51	Roadway Overlay Program	\$ 529,000	\$ -	\$ 5,495.00	1%
001-040-542-30-48-52	Overlay-NHS Funded	1,430,500	-	1,691,777.85	118%
001-040-542-30-48-56	Overlay-Selected Streets	2,000,000	1,081,873.23	1,888,939.39	94%
001-040-542-61-48-50	Sidewalks (12)	-	-	54,554.88	*
<b>TOTAL PAVEMENT PRESERVATION</b>		<b>\$ 3,959,500</b>	<b>\$ 1,081,873.23</b>	<b>\$ 3,640,767.12</b>	<b>92%</b>
<b>TOTAL DEPARTMENT</b>		<b>\$ 21,018,702</b>	<b>\$ 1,587,187.11</b>	<b>\$ 15,127,899.05</b>	<b>72%</b>

- (1) GIS support, small wireless facilities, solid waste contract negotiations/bid support.
- (2) Transportation Master Plan, wetland monitoring reports, geotech assistance, surveying support, database management, project assistance.
- (3) AutoCAD and Bluebeam.
- (4) Annual traffic counts, traffic studies.
- (5) MMU calibration, miscellaneous repairs.
- (6) MS2 TCLS crash data module, TDLS ADT traffic counts module, TMC turning movement counts module, Centracs-remote access to controller.
- (7) Transit study, comprehensive plan update, long-range completion plan, streets ordinance, school corridor traffic analysis, traffic impact fee update.
- (8) DE-icer, liquid and granules.
- (9) Thermoplastic road striping, traffic engineering studies, ITS tech support, annual monitoring reports required by USACE permit.
- (10) Landscape maintenance, tree service, flagging contracts.
- (11) Upgrade replacement of F450 to F550 + hook bed, 1/2 cost of chipper-shared with Stormwater.
- (12) Mandatory ADA sidewalk retrofits.

City of Sammamish  
General Fund

**Social & Human Services Department**  
Biennial Budget to Actual Expenditure Comparison  
Month Ending September 30, 2024

Account Number	Description	2023/2024 BUDGET	Monthly Actual	BTD Actual Expended	BTD % Expended
<b>Community Services Section</b>					
001-050-557-20-11-00	Salaries	\$ 154,900	\$ 6,732.29	\$ 137,142.04	89%
001-050-557-20-21-00	Benefits	69,400	2,926.60	60,743.79	88%
<b>TOTAL PERSONNEL</b>		<b>\$ 224,300</b>	<b>\$ 9,658.89</b>	<b>\$ 197,885.83</b>	<b>88%</b>
001-050-557-20-31-00	Office & Operating Supplies	\$ 4,000	\$ 78.55	\$ 506.52	13%
<b>TOTAL SUPPLIES</b>		<b>\$ 4,000</b>	<b>\$ 78.55</b>	<b>\$ 506.52</b>	<b>13%</b>
001-050-557-20-41-00	Professional Services (1)	\$ 1,535,600	\$ -	\$ 1,165,501.97	76%
001-050-557-20-41-01	Prof Svcs-Bellevue Admin	7,200	-	3,735.00	52%
001-050-557-20-41-04	Professional Services-Printing	1,000	-	-	0%
001-050-557-20-41-20	Prof. Services-Opioid Funds	7,300	-	-	0%
001-050-557-20-42-00	Communication	1,000	42.05	797.91	80%
001-050-557-20-43-00	Travel	500	-	-	0%
001-050-557-20-44-00	Advertising	1,000	-	-	0%
001-050-557-20-49-01	Memberships (2)	22,500	-	-	0%
001-050-557-20-49-03	Training-Seminars/Conferences	4,000	-	2,520.00	63%
<b>TOTAL SERVICES &amp; CHARGES</b>		<b>\$ 1,580,100</b>	<b>\$ 42.05</b>	<b>\$ 1,172,554.88</b>	<b>74%</b>
<b>TOTAL COMMUNITY SERVICES</b>		<b>\$ 1,808,400</b>	<b>\$ 9,779.49</b>	<b>\$ 1,370,947.23</b>	<b>76%</b>
<b>Housing Section</b>					
001-050-559-20-41-00	Affordable Housing (3)	\$ 200,000	\$ -	\$ 200,000.00	100%
001-050-559-20-41-01	Affordable Housing Sales Tax (4)	114,000	-	107,438.39	94%
<b>TOTAL SERVICES &amp; CHARGES</b>		<b>\$ 314,000</b>	<b>\$ -</b>	<b>\$ 307,438.39</b>	<b>98%</b>
<b>TOTAL HOUSING</b>		<b>\$ 314,000</b>	<b>\$ -</b>	<b>\$ 307,438.39</b>	<b>98%</b>
<b>TOTAL DEPARTMENT</b>		<b>\$ 2,122,400</b>	<b>\$ 9,779.49</b>	<b>\$ 1,678,385.62</b>	<b>79%</b>

- (1) Human services grants. \$85,000 annually is for senior focused programs.
- (2) Eastside Human Services Forum membership
- (3) A Regional Coalition for Housing (ARCH) contribution
- (4) Affordable housing sales tax allocation for low-income housing. Contributed annually to ARCH.

City of Sammamish  
General Fund

**Community Development**

**Biennial Budget to Actual Expenditure Comparison  
Month Ending September 30, 2024**

Account Number	Description	2023/2024 BUDGET	Monthly Actual	BTD Actual Expended	BTD % Expended
<b>Administration</b>					
001-058-558-10-11-00	Salaries	\$ 1,118,900	\$ 38,820.64	\$ 906,727.53	81%
001-058-558-10-12-00	Overtime	3,000	-	635.19	21%
001-058-558-10-21-00	Benefits	417,800	13,238.87	321,842.32	77%
<b>TOTAL PERSONNEL</b>		<b>\$ 1,539,700</b>	<b>\$ 52,059.51</b>	<b>\$ 1,229,205.04</b>	<b>80%</b>
001-058-558-10-31-00	Office & Operating Supplies	\$ 6,000	\$ -	\$ 1,165.16	19%
001-058-558-10-31-01	Meetings	200	-	301.40	151%
001-058-558-10-31-02	Books	200	-	-	0%
001-058-558-10-35-00	Small Tools & Minor Equipment	1,000	-	-	0%
<b>TOTAL SUPPLIES</b>		<b>\$ 7,400</b>	<b>\$ -</b>	<b>\$ 1,466.56</b>	<b>20%</b>
001-058-558-10-41-02	Professional Svcs-Contracted (1)	\$ 18,000	\$ -	\$ 10,540.00	59%
001-058-558-10-41-04	Copying	300	-	-	0%
001-058-558-10-42-00	Communications	5,600	189.05	3,549.52	63%
001-058-558-10-42-02	Postage	160	-	-	0%
001-058-558-10-43-00	Travel	8,950	-	2,275.36	25%
001-058-558-10-49-01	Memberships	2,650	-	520.00	20%
001-058-558-10-49-03	Training - Seminars/Conference	12,400	-	2,120.57	17%
<b>TOTAL SERVICES &amp; CHARGES</b>		<b>\$ 48,060</b>	<b>\$ 189.05</b>	<b>\$ 19,005.45</b>	<b>40%</b>
<b>TOTAL ADMINISTRATION</b>		<b>\$ 1,595,160</b>	<b>\$ 52,248.56</b>	<b>\$ 1,249,677.05</b>	<b>78%</b>
<b>Long-range Planning</b>					
001-058-558-30-11-00	Salaries	\$ 1,517,900	\$ 67,090.28	\$ 1,123,374.87	74%
001-058-558-30-12-00	Overtime	10,000	-	-	0%
001-058-558-30-21-00	Benefits	612,200	29,073.50	444,986.37	73%
<b>TOTAL PERSONNEL</b>		<b>\$ 2,140,100</b>	<b>\$ 96,163.78</b>	<b>\$ 1,568,361.24</b>	<b>73%</b>
001-058-558-30-31-00	Office & Operating Supplies	\$ 10,400	\$ 8.69	\$ 7,869.77	76%
001-058-558-30-31-01	Meetings	29,000	-	2,417.56	8%
001-058-558-30-31-02	Books	200	-	-	0%
001-058-558-30-35-00	Small Tools & Minor Equipment	8,950	-	-	0%
<b>TOTAL SUPPLIES</b>		<b>\$ 48,550</b>	<b>\$ 8.69</b>	<b>\$ 10,287.33</b>	<b>21%</b>
001-058-558-30-41-00	Professional Services (2)	\$ 1,226,300	\$ 28,953.26	\$ 1,041,288.52	85%
001-058-558-30-41-02	Professional Svcs-Contracted (3)	40,000	-	-	0%
001-058-558-30-41-04	Copying	800	-	-	0%
001-058-558-30-42-00	Communications	5,600	210.25	4,695.44	84%
001-058-558-30-42-02	Postage	160	-	-	0%
001-058-558-30-43-00	Travel	4,200	-	-	0%
001-058-558-30-44-00	Advertising/Public Notices	500	-	215.00	43%
001-058-558-30-45-00	Rentals	-	-	873.76	*
001-058-558-30-49-00	Miscellaneous	-	-	135.12	*
001-058-558-30-49-01	Memberships	3,200	-	100.00	3%
001-058-558-30-49-03	Training - Seminars/Conference	13,000	-	540.00	4%
<b>TOTAL SERVICES &amp; CHARGES</b>		<b>\$ 1,293,760</b>	<b>\$ 29,163.51</b>	<b>\$ 1,047,847.84</b>	<b>81%</b>

Account Number	Description	2023/2024 BUDGET	Monthly Actual	BTD Actual Expended	BTD % Expended
<b>TOTAL LONG-RANGE PLANNING</b>		<b>\$ 3,482,410</b>	<b>\$ 125,335.98</b>	<b>\$ 2,626,496.41</b>	<b>75%</b>
<b>Current Planning</b>					
001-058-558-60-11-00	Salaries	\$ 921,300	\$ 21,505.24	\$ 741,153.58	80%
001-058-558-60-12-00	Overtime	29,000	-	3,532.56	12%
001-058-558-60-21-00	Benefits	361,100	7,806.20	265,818.96	74%
<b>TOTAL PERSONNEL</b>		<b>\$ 1,311,400</b>	<b>\$ 29,311.44</b>	<b>\$ 1,010,505.10</b>	<b>77%</b>
001-058-558-60-31-00	Office & Operating Supplies	\$ 6,000	\$ -	\$ 3,070.72	51%
001-058-558-60-31-01	Meetings	400	-	296.91	74%
001-058-558-60-31-02	Books	200	-	-	0%
001-058-558-60-32-00	Fuel	200	-	-	0%
001-058-558-60-34-00	Maps	200	-	-	0%
001-058-558-60-35-00	Small Tools & Minor Equipment	1,250	-	-	0%
<b>TOTAL SUPPLIES</b>		<b>\$ 8,250</b>	<b>\$ -</b>	<b>\$ 3,367.63</b>	<b>41%</b>
001-058-558-60-41-00	Professional Services	\$ -	\$ -	\$ 12,525.54	*
001-058-558-60-41-02	Professional Svcs-Contracted (4)	542,500	31,851.90	616,804.73	114%
001-058-558-60-41-04	Copying	500	-	-	0%
001-058-558-60-41-51	Eastside Catholic HS Project	-	-	-	*
001-058-558-60-41-52	Special Study Area	-	-	-	*
001-058-558-60-42-00	Communications	6,000	262.30	4,564.59	76%
001-058-558-60-42-02	Postage	160	-	1,015.77	635%
001-058-558-60-43-00	Travel	3,500	-	4,456.89	127%
001-058-558-60-44-00	Advertising/Public Notices	200	75.40	75.40	38%
001-058-558-60-45-00	Operating Rentals	-	-	-	*
001-058-558-60-48-00	Repair & Maintenance	-	-	-	*
001-058-558-60-49-00	Miscellaneous	-	-	52.00	*
001-058-558-60-49-01	Memberships	5,000	-	1,021.00	20%
001-058-558-60-49-03	Training - Seminars/Conference	17,600	-	3,528.00	20%
001-058-559-20-49-08	ARCH Membership	366,250	48,606.50	365,657.00	100%
<b>TOTAL SERVICES &amp; CHARGES</b>		<b>\$ 941,710</b>	<b>\$ 80,796.10</b>	<b>\$ 1,009,700.92</b>	<b>107%</b>
001-058-594-58-64-00	Machinery & Equipment	\$ 58,200	\$ -	\$ -	0%
<b>TOTAL CAPITAL</b>		<b>\$ 58,200</b>	<b>\$ -</b>	<b>\$ -</b>	<b>0%</b>
<b>TOTAL CURRENT PLANNING</b>		<b>\$ 2,319,560</b>	<b>\$ 110,107.54</b>	<b>\$ 2,023,573.65</b>	<b>87%</b>
<b>Building</b>					
001-058-524-20-11-00	Salaries	\$ 1,769,100	\$ 68,076.32	\$ 1,407,868.33	80%
001-058-524-20-12-00	Overtime	13,500	595.56	1,291.13	10%
001-058-524-20-21-00	Benefits	710,300	25,701.25	550,153.53	77%
<b>TOTAL PERSONNEL</b>		<b>\$ 2,492,900</b>	<b>\$ 94,373.13</b>	<b>\$ 1,959,312.99</b>	<b>79%</b>
001-058-524-20-31-00	Office & Operating Supplies	\$ 9,600	\$ 43.97	\$ 2,464.00	26%
001-058-524-20-31-01	Meetings	200	-	199.35	100%
001-058-524-20-31-02	Books	8,000	-	4,517.59	56%
001-058-524-20-31-04	Safety Clothing	5,800	-	950.63	16%
001-058-524-20-32-00	Fuel	14,600	-	11,119.00	76%
001-058-524-20-35-00	Small Tools & Minor Equipment	1,000	-	2,212.00	221%
<b>TOTAL SUPPLIES</b>		<b>\$ 39,200</b>	<b>\$ 43.97</b>	<b>\$ 21,462.57</b>	<b>55%</b>
001-058-524-20-41-00	Professional Services	\$ -	\$ -	\$ 792.00	*
001-058-524-20-41-02	Professional Services-Cont (5)	166,000	-	92,969.12	56%

Account Number	Description	2023/2024 BUDGET	Monthly Actual	BTD Actual Expended	BTD % Expended
001-058-524-20-41-04	Copying	200	-	-	0%
001-058-524-20-42-00	Communications	15,800	686.48	13,585.57	86%
001-058-524-20-42-02	Postage	100	-	-	0%
001-058-524-20-43-00	Travel	9,000	-	205.26	2%
001-058-524-20-49-01	Memberships	5,600	-	900.00	16%
001-058-524-20-49-03	Training - Seminars/Conference	31,400	-	9,190.00	29%
<b>TOTAL SERVICES &amp; CHARGES</b>		<b>\$ 228,100</b>	<b>\$ 686.48</b>	<b>\$ 117,641.95</b>	<b>52%</b>

<b>TOTAL BUILDING</b>		<b>\$ 2,760,200</b>	<b>\$ 95,103.58</b>	<b>\$ 2,098,417.51</b>	<b>76%</b>
-----------------------	--	---------------------	---------------------	------------------------	------------

**Code Compliance**

001-058-524-50-11-00	Salaries	\$ 582,800	\$ 24,360.26	\$ 475,402.45	82%
001-058-524-50-12-00	Overtime	2,500	-	-	0%
001-058-524-50-21-00	Benefits	236,000	\$8,794.39	\$174,969.38	74%
<b>TOTAL PERSONNEL</b>		<b>\$ 821,300</b>	<b>\$ 33,154.65</b>	<b>\$ 650,371.83</b>	<b>79%</b>

001-058-524-50-31-00	Office & Operating Supplies	\$ 5,200	\$ -	\$ 564.75	11%
001-058-524-50-31-01	Meetings	200	-	517.92	259%
001-058-524-50-31-02	Books	600	-	-	0%
001-058-524-50-31-04	Safety Clothing	4,100	-	-	0%
001-058-524-50-32-00	Fuel	2,450	-	382.81	16%
001-058-524-50-35-00	Small Tools & Minor Equipment	1,000	-	-	0%
<b>TOTAL SUPPLIES</b>		<b>\$ 13,550</b>	<b>\$ -</b>	<b>\$ 1,465.48</b>	<b>11%</b>

001-058-524-50-41-00	Professional Services (6)	\$ 100,000	\$ -	\$ -	0%
001-058-524-50-41-04	Copying	400	-	-	0%
001-058-524-50-42-00	Communications	4,400	131.15	2,407.46	55%
001-058-524-50-42-02	Postage	300	-	-	0%
001-058-524-50-43-00	Travel	6,000	-	531.87	9%
001-058-524-50-44-00	Advertising	1,000	-	-	0%
001-058-524-50-49-01	Memberships	2,200	-	250.00	11%
001-058-524-50-49-03	Training - Seminars/Conference	9,200	-	1,486.24	16%
<b>TOTAL SERVICES &amp; CHARGES</b>		<b>\$ 123,500</b>	<b>\$ 131.15</b>	<b>\$ 4,675.57</b>	<b>4%</b>

<b>TOTAL CODE COMPLIANCE</b>		<b>\$ 958,350</b>	<b>\$ 33,285.80</b>	<b>\$ 656,512.88</b>	<b>69%</b>
------------------------------	--	-------------------	---------------------	----------------------	------------

**Permit Center**

001-058-558-50-11-00	Salaries	\$ 481,000	\$ 20,886.43	\$ 407,374.49	85%
001-058-558-50-12-00	Overtime	7,500	309.49	349.00	5%
001-058-558-50-21-00	Benefits	204,100	8,614.85	173,523.66	85%
<b>TOTAL PERSONNEL</b>		<b>\$ 692,600</b>	<b>\$ 29,810.77</b>	<b>\$ 581,247.15</b>	<b>84%</b>

001-058-558-50-31-00	Office & Operating Supplies	\$ 3,600	\$ -	\$ 1,780.62	49%
001-058-558-50-31-02	Books	200	-	-	0%
001-058-558-50-35-00	Small Tools & Minor Equipment	4,000	-	-	0%
<b>TOTAL SUPPLIES</b>		<b>\$ 7,800</b>	<b>\$ -</b>	<b>\$ 1,780.62</b>	<b>23%</b>

001-058-558-50-41-00	Professional Services (7)	\$ 30,000	\$ -	\$ 15,000.00	50%
001-058-558-50-41-02	Prof. Services-Contracted (8)	56,000	3,150.98	65,439.27	117%
001-058-558-50-41-04	Copying	200	-	-	0%
001-058-558-50-42-00	Communications	3,600	136.15	2,918.55	81%
001-058-558-50-43-00	Travel	2,100	-	444.16	21%
001-058-558-50-49-00	Miscellaneous	-	-	70.15	*
001-058-558-50-49-01	Memberships	1,060	-	40.00	4%
001-058-558-50-49-03	Training - Seminars/Conference	6,000	-	1,884.00	31%

Account Number	Description	2023/2024 BUDGET	Monthly Actual	BTD Actual Expended	BTD % Expended
<b>TOTAL SERVICES &amp; CHARGES</b>		\$ 98,960	\$ 3,287.13	\$ 85,796.13	87%
<b>TOTAL PERMIT CENTER</b>		\$ 799,360	\$ 33,097.90	\$ 668,823.90	84%
<b>TOTAL DEPARTMENT</b>		\$11,915,040	\$ 449,179.36	\$ 9,323,501.40	78%

- (1) Temporary staff support for the City Hall front desk.
- (2) Critical areas update, housing action pLan, climate actionplan, green building code, TDR update, consultant for annual docket requests.
- (3) Land use development review.
- (4) Historic resources coordination, environmental services, arboriculture, land use development review.
- (5) Building plan review, electrical & building inspection, code update assistance.



**City of Sammamish  
General Fund**

**Parks & Recreation Department**

**Biennial Budget to Actual Expenditure Comparison  
Month Ending September 30, 2024**

Account Number	Description	2023/2024 BUDGET	Monthly Actual	BTD Actual Expended	BTD % Expended
<b>Arts</b>					
001-076-573-20-31-00	Office & Operating Supplies	\$ 9,000	\$ 533.05	\$ 15,601.62	173%
<b>TOTAL SUPPLIES</b>		<b>\$ 9,000</b>	<b>\$ 533.05</b>	<b>\$ 15,601.62</b>	<b>173%</b>
001-076-573-20-41-00	Professional Services-Arts Com (1)	\$ 188,000	\$ -	\$ 34,527.90	18%
001-076-573-20-44-00	Advertising	1,750	-	-	0%
001-076-573-20-45-00	Operating Rentals & Leases	1,500	-	-	0%
001-076-573-20-48-00	Repair & Maintenance	-	-	15,208.33	*
<b>TOTAL SERVICES &amp; CHARGES</b>		<b>\$ 191,250</b>	<b>\$ -</b>	<b>\$ 49,736.23</b>	<b>26%</b>
<b>TOTAL ARTS</b>		<b>\$ 200,250</b>	<b>\$ 533.05</b>	<b>\$ 65,337.85</b>	<b>33%</b>
<b>Culture</b>					
001-076-576-80-31-03	Friends of Issaquah Salmon Hatch	\$ 40,000	\$ -	\$ 40,000.00	100%
<b>TOTAL SUPPLIES</b>		<b>\$ 40,000</b>	<b>\$ -</b>	<b>\$ 40,000.00</b>	<b>100%</b>
001-076-518-90-49-15	Friends of Lake Sammamish	\$ 20,000	\$ -	\$ 15,000.00	75%
001-076-573-20-41-01	Prof Services-Samm Symphony	30,000	-	30,000.00	100%
001-076-573-20-41-02	Prof Svcs-Master Chorus Eastsd	2,000	-	1,000.00	50%
001-076-573-90-41-02	Prof Svcs - Heritage Society	10,000	-	10,000.00	100%
<b>TOTAL SERVICES &amp; CHARGES</b>		<b>\$ 62,000</b>	<b>\$ -</b>	<b>\$ 56,000.00</b>	<b>90%</b>
<b>TOTAL CULTURE</b>		<b>\$ 102,000</b>	<b>\$ -</b>	<b>\$ 96,000.00</b>	<b>94%</b>
<b>Administration</b>					
001-076-571-10-11-00	Salaries	\$ 1,035,300	\$ 45,677.16	\$ 887,935.26	86%
001-076-571-10-12-00	Overtime	-	-	1,209.85	*
001-076-571-10-21-00	Benefits	373,300	15,515.97	310,672.91	83%
<b>TOTAL PERSONNEL</b>		<b>\$ 1,408,600</b>	<b>\$ 61,193.13</b>	<b>\$ 1,199,818.02</b>	<b>85%</b>
001-076-571-10-31-00	Office & Operating Supplies	\$ 8,000	\$ 64.33	\$ 3,306.31	41%
001-076-571-10-32-00	Fuel	500	-	280.11	56%
001-076-571-10-35-00	Small Tools & Minor Equipment	2,000	-	-	0%
<b>TOTAL SUPPLIES</b>		<b>\$ 10,500</b>	<b>\$ 64.33</b>	<b>\$ 3,586.42</b>	<b>34%</b>
001-076-571-10-41-00	Professional Services	\$ 5,160	\$ 4,224.00	\$ 22,590.18	438%
001-076-571-10-42-00	Communications	5,360	183.20	3,660.06	68%
001-076-571-10-42-02	Postage	1,500	-	-	0%
001-076-571-10-43-00	Travel	9,200	-	2,248.76	24%
001-076-571-10-49-01	Memberships	10,600	-	9,995.00	94%
001-076-571-10-49-03	Training - Seminars/Conference	7,000	-	6,024.21	86%
<b>TOTAL SERVICES &amp; CHARGES</b>		<b>\$ 38,820</b>	<b>\$ 4,407.20</b>	<b>\$ 44,518.21</b>	<b>115%</b>
<b>TOTAL ADMINISTRATION</b>		<b>\$ 1,457,920</b>	<b>\$ 65,664.66</b>	<b>\$ 1,247,922.65</b>	<b>86%</b>

**Volunteer Services**

Account Number	Description	2023/2024 BUDGET	Monthly Actual	BTD Actual Expended	BTD % Expended
001-076-518-90-11-00	Salaries	\$ 322,700	\$ 13,165.55	\$ 261,981.60	81%
001-076-518-90-12-00	Overtime	-	335.27	11,998.05	*
001-076-518-90-14-00	Standby Pay	-	-	99.00	*
001-076-518-90-21-00	Benefits	117,000	4,465.26	92,093.39	79%
<b>TOTAL PERSONNEL</b>		<b>\$ 439,700</b>	<b>\$ 17,966.08</b>	<b>\$ 366,172.04</b>	<b>83%</b>
001-076-518-90-31-00	Supplies (2)	\$ 87,000	\$ 1,140.23	\$ 51,580.76	59%
001-076-518-90-32-00	Fuel	3,600	-	2,181.86	61%
001-076-518-90-31-04	Safety Clothing	2,900	-	2,751.84	95%
001-076-518-90-35-00	Small Tools & Minor Equipment	4,500	-	-	0%
<b>TOTAL SUPPLIES</b>		<b>\$ 98,000</b>	<b>\$ 1,140.23</b>	<b>\$ 56,514.46</b>	<b>58%</b>
001-076-518-90-41-00	Professional Services (3)	\$ 36,400	\$ -	\$ 9,861.06	27%
001-076-518-90-42-00	Communication	3,840	274.92	4,866.25	127%
001-076-518-90-43-00	Travel	1,000	-	-	0%
001-076-518-90-44-00	Advertising	400	-	-	0%
001-076-518-90-45-00	Operating Rentals & Leases	8,500	-	2,110.00	25%
001-076-518-90-47-00	Utilities	-	-	567.81	*
001-076-518-90-48-00	Software-Volunteer Tracking	-	-	-	*
001-076-518-90-49-00	Miscellaneous	-	-	2.50	*
001-076-518-90-49-01	Memberships	400	-	355.00	89%
001-076-518-90-49-03	Training	3,500	-	980.40	28%
<b>TOTAL SERVICES &amp; CHARGES</b>		<b>\$ 54,040</b>	<b>\$ 274.92</b>	<b>\$ 18,743.02</b>	<b>35%</b>
001-076-594-18-64-00	Machinery & Equipment (4)	\$ 86,000	\$ -	\$ 74,090.98	86%
<b>TOTAL CAPITAL</b>		<b>\$ 86,000</b>	<b>\$ -</b>	<b>\$ 74,090.98</b>	<b>86%</b>
<b>TOTAL VOLUNTEER SERVICES</b>		<b>\$ 677,740</b>	<b>\$ 19,381.23</b>	<b>\$ 515,520.50</b>	<b>76%</b>
<b>Planning &amp; Development</b>					
001-076-576-95-11-00	Salaries	\$ 719,800	\$ 21,109.30	\$ 595,219.36	83%
001-076-576-95-12-00	Overtime	-	-	403.18	*
001-076-576-95-21-00	Benefits	222,500	6,753.54	185,903.52	84%
<b>TOTAL PERSONNEL</b>		<b>\$ 942,300</b>	<b>\$ 27,862.84</b>	<b>\$ 781,526.06</b>	<b>83%</b>
001-076-576-95-31-00	Office & Operating Supplies	\$ 6,000	\$ -	\$ 1,321.11	22%
001-076-576-95-32-00	Fuel	600	-	61.01	10%
001-076-576-95-35-00	Small Tools & Minor Equipment	3,000	-	-	0%
<b>TOTAL SUPPLIES</b>		<b>\$ 9,600</b>	<b>\$ -</b>	<b>\$ 1,382.12</b>	<b>14%</b>
001-076-576-95-41-00	Professional Services (5)	\$ 506,000	\$ -	\$ 253,666.97	50%
001-076-576-95-41-04	Copying	2,000	-	806.41	40%
001-076-576-95-42-00	Communications	5,800	55.95	2,666.79	46%
001-076-576-95-42-02	Postage	500	-	-	0%
001-076-576-95-43-00	Travel	3,800	-	134.68	4%
001-076-576-95-44-00	Advertising	-	-	75.00	*
001-076-576-95-48-00	Software Maintenance	4,800	-	-	0%
001-076-576-95-49-01	Memberships	3,000	-	2,660.00	89%
001-076-576-95-49-03	Training - Seminars/Conference	7,500	-	865.52	12%
<b>TOTAL SERVICES &amp; CHARGES</b>		<b>\$ 533,400</b>	<b>\$ 55.95</b>	<b>\$ 260,875.37</b>	<b>49%</b>
<b>TOTAL PLANNING &amp; DEVELOPMENT</b>		<b>\$ 1,485,300</b>	<b>\$ 27,918.79</b>	<b>\$ 1,043,783.55</b>	<b>70%</b>

Account Number	Description	2023/2024 BUDGET	Monthly Actual	BTD Actual Expended	BTD % Expended
<b>Recreation Programs</b>					
001-076-571-18-11-00	Salaries	\$ 621,100	\$ 25,299.64	\$ 516,654.80	83%
001-076-571-18-12-00	Overtime	35,000	517.78	21,863.51	62%
001-076-571-18-13-00	Part-Time (Lifeguards)	195,600	-	174,963.41	89%
001-076-571-18-13-02	Part-Time (Facility Monitors)	44,000	1,900.00	33,054.27	75%
001-076-571-18-14-00	Standby Pay	5,000	594.00	19,899.00	398%
001-076-571-18-21-00	Benefits	316,200	11,625.81	295,479.37	93%
<b>TOTAL PERSONNEL</b>		<b>\$ 1,216,900</b>	<b>\$ 39,937.23</b>	<b>\$ 1,061,914.36</b>	<b>87%</b>
001-076-571-18-31-00	Office & Operating Supplies	\$ 56,000	\$ 840.68	\$ 59,752.34	107%
001-076-571-18-32-00	Fuel	450	-	66.41	15%
001-076-571-18-35-00	Small Tools & Minor Equipment	6,000	-	3,635.50	61%
<b>TOTAL SUPPLIES</b>		<b>\$ 62,450</b>	<b>\$ 840.68</b>	<b>\$ 63,454.25</b>	<b>102%</b>
001-076-571-18-41-00	Prof. Svcs-Recreation (6)	\$ 352,850	\$ 8,070.01	\$ 345,959.27	98%
001-076-571-18-41-04	Copying	45,800	-	498.76	1%
001-076-571-18-42-00	Communications	6,720	218.21	4,429.31	66%
001-076-571-18-42-02	Postage	17,900	-	9,530.53	53%
001-076-571-18-43-00	Travel	1,000	-	-	0%
001-076-571-18-44-00	Advertising	4,500	-	18.00	0%
001-076-571-18-45-00	Equipment Rental	87,300	471.11	75,885.31	87%
001-076-571-18-49-00	Miscellaneous	-	-	525.84	*
001-076-571-18-49-01	Membership	900	-	400.00	44%
001-076-571-18-49-02	Merchant Fees	12,000	963.12	23,504.71	196%
001-076-571-18-49-03	Training - Seminars/Conference	12,900	-	3,842.39	30%
<b>TOTAL SERVICES &amp; CHARGES</b>		<b>\$ 541,870</b>	<b>\$ 9,722.45</b>	<b>\$ 464,594.12</b>	<b>86%</b>
001-076-594-71-64-18	Machinery & Equipment	\$ 160,000	\$ -	\$ 2,752.50	2%
<b>TOTAL CAPITAL</b>		<b>\$ 160,000</b>	<b>\$ -</b>	<b>\$ 2,752.50</b>	<b>2%</b>
<b>TOTAL RECREATION PROGRAMS</b>		<b>\$ 1,981,220</b>	<b>\$ 50,500.36</b>	<b>\$ 1,592,715.23</b>	<b>80%</b>
<b>Park Resource Management</b>					
001-076-576-80-11-00	Salaries	\$ 2,274,900	\$ 98,989.64	\$ 1,948,555.89	86%
001-076-576-80-12-00	Overtime	76,000	7,813.61	54,902.09	72%
001-076-576-80-13-00	Part-Time (Summer Help)	409,400	20,252.27	210,401.06	51%
001-076-576-80-14-00	Standby Pay	-	-	330.66	*
001-076-576-80-21-00	Benefits	1,215,400	47,694.94	928,044.68	76%
<b>TOTAL PERSONNEL</b>		<b>\$ 3,975,700</b>	<b>\$ 174,750.46</b>	<b>\$ 3,142,234.38</b>	<b>79%</b>
001-076-576-80-31-00	Office & Operating Supplies (7)	\$ 380,000	\$ 11,574.69	\$ 371,028.43	98%
001-076-576-80-31-01	Meeting Expense	-	-	224.59	*
001-076-576-80-31-04	Safety Clothing	13,600	149.72	12,645.95	93%
001-076-576-80-31-06	Signs & Markers	10,000	-	9,631.49	96%
001-076-576-80-32-00	Fuel	95,000	-	74,593.56	79%
001-076-576-80-35-00	Small Tools & Equipment	45,000	-	9,102.06	20%
<b>TOTAL SUPPLIES</b>		<b>\$ 543,600</b>	<b>\$ 11,724.41</b>	<b>\$ 477,226.08</b>	<b>88%</b>
001-076-576-80-41-00	Professional Services (8)	\$ 1,395,200	\$ 48,852.28	\$ 977,796.81	70%
001-076-576-80-42-00	Communications	38,280	1,218.13	25,083.65	66%
001-076-576-80-43-00	Travel	2,000	14.94	1,298.21	65%
001-076-576-80-45-00	Operating Rentals & Leases	179,700	5,040.72	131,968.26	73%

Account Number	Description	2023/2024 BUDGET	Monthly Actual	BTD Actual Expended	BTD % Expended
001-076-576-80-47-00	Utilities	559,100	48,396.72	589,502.04	105%
001-076-576-80-48-00	Repair & Maintenance	123,000	20,027.97	95,550.29	78%
001-076-576-80-49-00	Miscellaneous	-	-	1,620.41	*
001-076-576-80-49-01	Memberships	800	-	-	0%
001-076-576-80-49-03	Training - Seminars/Conference	10,900	-	23,563.93	216%
<b>TOTAL SERVICES &amp; CHARGES</b>		<b>\$ 2,308,980</b>	<b>\$ 123,550.76</b>	<b>\$ 1,846,383.60</b>	<b>80%</b>
001-076-594-76-64-80	Machinery & Equipment (9)	\$ 60,000	\$ -	\$ 43,795.85	73%
<b>TOTAL CAPITAL</b>		<b>\$ 60,000</b>	<b>\$ -</b>	<b>\$ 43,795.85</b>	<b>73%</b>
<b>TOTAL PARK RESOURCE MANAGEMENT</b>		<b>\$ 6,888,280</b>	<b>\$ 310,025.63</b>	<b>\$ 5,509,639.91</b>	<b>80%</b>
<b>TOTAL DEPARTMENT</b>		<b>\$ 12,792,710</b>	<b>\$ 474,023.72</b>	<b>\$ 10,070,919.69</b>	<b>79%</b>

- (1) Installation of exhibit artwork, vendors and performances for Arts Showcase, temporary art exhibits, grants to exhibitors and arts organizations, Shakespeare in the Park, maintenance of current art inventory, community programs and events.
- (2) Park restoration projects, tree planting, volunteer snacks, first aid supplies, tools, signage, safety equipment, volunteer appreciation gifts.
- (3) Annual volunteer dinner, water tank fillings, Earth Day event.
- (4) Vehicle for Restoration Specialist.
- (5) Wetland monitoring, land acquisition support, landscape architectural/engineering services, park surveys, 2023 PRO Plan update.
- (6) Special events-4th on the Plateau, Sammamish Days, concerts, Teen-fest, etc. Recreation Guide graphic design.
- (7) Fertilizer, grass seed, soil, playground chips, project supplies, custodial supplies, irrigation, safety.
- (8) Custodial, maintenance contracts, park sweeping, turf maintenance, tree service.
- (9) Upgrade to V46 Ford F550 for additional seasonal help and snow/ice removal in parks.

City of Sammamish  
General Fund

**Interfund Transactions**

**Biennial Budget to Actual Expenditure Comparison  
Month Ending September 30, 2024**

Account Number	Description	2023/2024 BUDGET	Monthly Actual	BTD Actual Expended	BTD % Expended
<b>Interfund Expenditures</b>					
001-090-518-80-41-52	Interfund-Technology	\$ 5,481,954	\$ 271,311.42	\$ 4,668,019.74	85%
001-090-518-90-46-53	Interfund-Insurance	1,402,100	-	1,402,100.00	100%
001-091-518-90-48-00	Admin Dept Fleet R & M	6,036	241.58	5,311.26	88%
001-091-518-90-49-00	Admin Dept Fleet Replacement	2,798	116.58	2,448.26	88%
001-091-518-30-48-00	Facilities Dept Fleet R & M	9,572	383.17	8,422.49	88%
001-091-518-30-49-00	Facilities Dept Fleet Replacement	17,188	716.17	15,039.49	87%
001-091-542-10-48-00	PW Engr-Insp Fleet R & M	24,091	964.33	21,198.01	88%
001-091-542-10-49-00	PW Engr-Insp Fleet Replacement	100,748	4,197.83	88,154.51	88%
001-091-542-90-48-00	Street Fleet R&M	378,403	15,147.25	332,961.25	88%
001-091-542-90-49-00	Street Fleet Replacement	373,182	15,549.25	326,534.25	88%
001-091-558-60-48-00	Comm Dev Dept Fleet R & M	22,271	891.50	19,596.50	88%
001-091-558-60-49-00	Comm Dev Dept Fleet Repl	42,802	1,783.42	37,451.74	87%
001-091-571-10-48-00	Parks Dept Fleet R & M	3,115	124.67	2,740.99	88%
001-091-571-10-49-00	Parks Dept Fleet Replacement	3,180	132.50	2,782.50	88%
001-091-576-80-48-00	Parks M&O Fleet R & M	190,203	7,613.75	167,361.75	88%
001-091-576-80-49-00	Parks M&O Fleet Replacement	271,842	11,326.75	237,861.75	88%
<b>TOTAL INTERFUND</b>		<b>\$ 8,329,485</b>	<b>\$ 330,500.17</b>	<b>\$ 7,337,984.49</b>	<b>88%</b>
<b>Interfund Transfers Out</b>					
001-090-597-11-55-31	Oper Trnsfr - Gen Gov CIP	\$ 7,755,000	\$ 137,500.00	\$ 7,342,500.00	95%
<b>TOTAL INTERFUND TRANSFERS</b>		<b>\$ 7,755,000</b>	<b>\$ 137,500.00</b>	<b>\$ 7,342,500.00</b>	<b>95%</b>
<b>TOTAL DEPARTMENT</b>		<b>\$ 16,084,485</b>	<b>\$ 468,000.17</b>	<b>\$ 14,680,484.49</b>	<b>91%</b>

City of Sammamish

**American Rescue Plan Act Fund**

Biennial Budget to Actual Expenditure Comparison  
 Month Ending September 30, 2024

Account Number	Description	2023/2024 Budget	Monthly Actual	BTD Actual Expended	BTD % Expended
002-000-597-00-55-01	Oper Trnsfr - ER&R	\$ 4,574,966	\$ -	\$ 4,574,965.46	100%
<b>TOTAL INTERFUND TRANSFERS</b>		<b>\$ 4,574,966</b>	<b>\$ -</b>	<b>\$ 4,574,965.46</b>	<b>100%</b>
<b>TOTAL FUND</b>		<b>\$ 4,574,966</b>	<b>\$ -</b>	<b>\$ 4,574,965.46</b>	<b>100%</b>

City of Sammamish

**Street Fund**

**Biennial Budget to Actual Expenditure Comparison  
Month Ending September 30, 2024**

<b>Account Number</b>	<b>Description</b>	<b>2023/2024 Budget</b>	<b>Monthly Actual</b>	<b>BTD Actual Expended</b>	<b>BTD % Expended</b>
101-000-597-00-00-01	Oper Trnsfr - General Fund	\$ 3,331,400	\$ 136,814.50	\$ 2,308,938.15	69%
<b>TOTAL INTERFUND</b>		<b>\$ 3,331,400</b>	<b>\$ 136,814.50</b>	<b>\$ 2,308,938.15</b>	<b>69%</b>
<b>TOTAL FUND</b>		<b>\$ 3,331,400</b>	<b>\$ 136,814.50</b>	<b>\$ 2,308,938.15</b>	<b>69%</b>

*Street Fund expenditures moved to the Public Works department in the General Fund in 2021.*

City of Sammamish

**General Government Capital Improvement Fund**

Biennial Budget to Actual Expenditure Comparison  
 Month Ending September 30, 2024

Account Number	Description	2023/2024 Budget	Monthly Actual	BTD Actual Expended	BTD % Expended
301-000-594-19-64-00	Art Sculpture	\$ 50,000	\$ -	\$ 5,505.00	11%
301-100-594-18-61-00	Property Acq-Sween House Stor Yd	2,000,000	-	1,505,529.23	75%
301-101-594-18-63-00	MOC Storage Yard Improvement	700,000	-	-	0%
301-102-594-18-63-00	Beaver Lake Shop Remodel	300,000	-	-	0%
301-103-594-18-63-00	MOC Fuel Station Improvement	85,000	1,542.00	1,542.00	2%
301-104-594-73-63-00	Fire St 81 Sewer Connection	120,000	-	32,109.05	27%
301-105-594-73-63-00	Fire St 82 Improvements	8,000,000	252,544.27	4,503,388.56	56%
301-106-594-73-63-00	Fire St 83 Improvements	600,000	45,120.23	157,546.93	26%
301-108-594-73-63-00	Pine Lake Restroom ADA	200,000	-	-	0%
301-109-594-73-63-00	Beaver Lake Restroom ADA	150,000	-	-	0%
301-112-594-73-63-00	MOC Improvements	70,000	-	68,117.27	97%
301-113-594-73-63-00	MOC & City Hall Security Cameras	230,000	-	117,085.85	51%
301-114-594-18-61-00	Property Acq-SE MOC	200,000	-	80,817.62	40%
301-115-594-18-63-00	EV Charging Stations	150,000	-	86,090.21	57%
301-116-594-18-63-00	Fall Protection Improvements	200,000	-	193,802.17	97%
301-117-594-21-61-00	Police Storage Shed	15,000	-	9,776.89	65%
<b>TOTAL CAPITAL</b>		<b>\$ 13,070,000</b>	<b>\$ 299,206.50</b>	<b>\$ 6,761,310.78</b>	<b>52%</b>
<b>TOTAL FUND</b>		<b>\$ 13,070,000</b>	<b>\$ 299,206.50</b>	<b>\$ 6,761,310.78</b>	<b>52%</b>



City of Sammamish

**Parks Capital Improvement Fund**

Biennial Budget to Actual Expenditure Comparison

Month Ending September 30, 2024

Account Number	Description	2023/2024 Budget	Monthly Actual	BTD Actual Expended	BTD Expended
302-313-594-76-63-00	ESP Baseball Field Rehab	\$ 1,290,000	\$ -	\$ 13,411.88	1%
302-314-594-76-63-00	Pickleball Court	-	-	7,442.98	*
302-315-594-76-63-00	Skate Park Rehab	283,365	-	398.40	*
302-316-594-76-63-00	Inglewood MS Artificial Turf	13,800,000	1,958,277.72	10,626,719.45	77%
302-317-594-76-63-00	Environmental Interpretive Signs	20,000	-	-	0%
302-320-594-76-63-00	Eastlake Field #3 Turf Replcmt	1,680,000	-	1,486,129.62	88%
302-331-594-76-63-00	Community Garden	100,000	-	-	0%
302-336-594-76-63-00	Parks Capital Replacement Prog	400,000	21,023.13	103,989.29	26%
302-337-594-76-61-00	Land Acquisition	4,438,798	-	1,036,591.82	23%
302-337-594-76-67-01	Capital Contingency Reserve	2,489,089	-	-	0%
302-343-594-76-63-00	Community Center	900,000	-	1,250,188.84	139%
302-351-594-76-63-00	Beaver Lake Shoreline Improv	500,000	-	-	0%
302-356-594-76-63-00	Eastlake Field #1 Turf Repl	-	-	136.98	*
302-361-594-76-63-00	Future Trail Connections	500,000	-	22,875.85	5%
302-372-594-76-63-00	Future Town Center Park Project	325,000	-	84,010.87	26%
302-378-594-76-63-00	Park Systemwide Wayfinding	85,887	-	-	0%
302-379-594-76-63-00	Lower Commons Master Plan	100,000	-	-	0%
302-380-594-76-63-00	Beaton/Big Rock Park Mstr Pln	275,000	-	51,422.89	19%
302-381-594-76-63-00	Parks ADA Barrier Removal	350,000	-	84,777.00	24%
302-384-594-76-61-00	Parker House Demolition	140,000	-	-	0%
302-385-594-76-63-00	Greenhouse	500,000	-	-	0%
302-386-594-76-63-00	Big Rock Park Early Opening	250,000	-	91,093.52	36%
<b>TOTAL CAPITAL</b>		<b>\$ 28,427,139</b>	<b>\$ 1,979,300.85</b>	<b>\$ 14,859,189.39</b>	<b>52%</b>
<b>TOTAL FUND</b>		<b>\$ 28,427,139</b>	<b>\$ 1,979,300.85</b>	<b>\$ 14,859,189.39</b>	<b>52%</b>

City of Sammamish

**Transportation Capital Improvement Fund**

Biennial Budget to Actual Expenditure Comparison  
Month Ending September 30, 2024

Account Number	Description	2023/2024 Budget	Monthly Actual	BTD Actual Expended	BTD % Expended
340-115-595-30-63-00	Intersection Improvements	\$ 60,000	\$ -	\$ -	0%
340-117-595-30-63-00	Neighborhood Projects	140,000	-	-	0%
340-118-595-61-63-00	Sidewalk Program	460,000	113,665.35	302,512.11	66%
340-132-595-63-63-00	Street Lighting Program	30,000	-	52,281.50	174%
340-150-595-10-61-00	IFCR Phase 1: 242nd - Klahanie	-	-	311,029.94	
340-150-595-10-63-00	IFCR Phase 1: 242nd - Klahanie	245,000	-	(1,045,778.49)	-427%
340-152-595-30-63-00	218th/216th: SE 4th to Inglewood	-	-	124.72	*
340-157-595-30-63-00	SE 4th St Design/Construction	-	-	16,708.00	*
340-160-595-61-63-00	School Safety Zone Improv.	30,000	-	-	0%
340-166-595-30-63-00	8th/218th: 212th - SE 4th	-	-	(124.72)	*
340-168-595-30-61-00	Louis Thompson Hill Road-Land	-	-	74,215.84	*
340-168-595-30-63-00	Louis Thompson Hill Road	1,792,941	33,892.84	359,065.71	20%
340-171-595-30-63-00	Sahalee Way-NE 28th/233rd Signal	160,000	-	-	0%
340-173-595-30-63-00	ITS Phase 3-Closed Circuit TV	50,000	-	-	0%
340-175-595-30-63-00	Sahalee Wy NE 28th/223rd /Signal	-	-	1,820.75	*
340-176-595-30-63-00	Sahalee Way non-motorized	-	-	-	*
340-404-595-62-63-00	SE 20th Street	-	-	27,500.00	*
340-409-595-30-63-00	212th Ave Gap	-	-	-	
340-411-595-30-63-00	SE 32nd/244 All Way Stop	-	-	2,842.00	*
340-412-595-30-63-00	Ada Barrier Removal (1)	825,420	4,562.31	487,913.74	59%
340-413-595-30-63-00	Rebuild East Lk Sam Shore Lane	750,000	14,755.70	31,785.29	4%
340-414-595-30-63-00	IFCR Flood Mit: Endeavor-SE Duthie	254,740	-	-	0%
340-415-595-30-63-00	228th & SE 40th	82,000	-	-	0%
340-416-595-30-63-00	Sahalee Way-City Lim to NE 28/233	1,760,000	37,063.64	268,056.26	15%
340-417-595-30-63-00	Flood Mit: 212th/14th-18th	34,960	-	-	0%
340-418-595-30-63-00	SE 32nd/IPLR Traffic Study	50,000	-	-	0%
340-419-595-30-63-00	Non-motorized transportation projects	200,000	-	-	0%
340-420-595-30-63-00	Pvmt Preserv/Reconstruction	2,000,000	1,015,004.50	1,064,538.50	53%
340-421-595-30-63-00	222nd Ave NE/NE 8th	20,000	-	-	0%
<b>TOTAL CAPITAL</b>		<b>\$ 8,945,061</b>	<b>\$ 1,218,944.34</b>	<b>\$ 1,954,491.15</b>	<b>22%</b>
<b>TOTAL FUND</b>		<b>\$ 8,945,061</b>	<b>\$ 1,218,944.34</b>	<b>\$ 1,954,491.15</b>	<b>22%</b>

City of Sammamish

**Surface Water Management Fund**

**Biennial Budget to Actual Expenditure Comparison  
Month Ending September 30, 2024**

Account Number	Description	2023/2024 Budget	Monthly Actual	BTD Actual Expended	BTD % Expended
<b>Administration</b>					
408-000-531-31-11-00	Salaries	\$ 412,900	\$ 16,379.20	\$ 295,338.33	72%
408-000-531-31-12-00	Overtime	2,000	-	235.66	12%
408-000-531-31-21-00	Benefits	138,100	4,706.40	102,436.40	74%
<b>TOTAL PERSONNEL</b>		<b>\$ 553,000</b>	<b>\$ 21,085.60</b>	<b>\$ 398,010.39</b>	<b>72%</b>
408-000-531-31-31-00	Office & Operating Supplies	\$ 1,400	\$ -	\$ 253.01	18%
408-000-531-31-31-01	Meetings	1,400	-	-	0%
408-000-531-31-31-05	Meetings	600	-	477.33	80%
408-000-531-31-32-00	Fuel	5,000	-	-	0%
408-000-531-31-34-00	Maps	1,000	-	-	0%
<b>TOTAL SUPPLIES</b>		<b>\$ 9,400</b>	<b>\$ -</b>	<b>\$ 730.34</b>	<b>8%</b>
408-000-531-31-41-00	Professional Services (1)	\$ 360,000	\$ -	\$ 216,491.28	60%
408-000-531-31-41-01	Professional Services-Studies (2)	225,000	-	9,865.00	4%
408-000-531-31-41-51	Intergovernmental Services (3)	218,400	29,109.00	204,811.05	94%
408-000-531-31-41-52	I/G Svcs-Beaver Lake Mgmt Dist	175,000	-	59,341.23	34%
408-000-531-31-41-53	Intergovernmental Taxes (4)	401,000	1,159.24	283,462.83	71%
408-000-531-31-41-99	Operating Contingency	50,000	-	-	0%
408-000-531-31-42-02	Postage	-	-	81.60	*
408-000-531-31-43-00	Travel	1,350	-	1,946.20	144%
408-000-531-31-49-01	Memberships	-	-	75.00	*
408-000-531-31-49-03	Training - Seminars/Conference	3,300	-	1,205.75	37%
<b>TOTAL SERVICES &amp; CHARGES</b>		<b>\$ 1,434,050</b>	<b>\$ 30,268.24</b>	<b>\$ 777,279.94</b>	<b>54%</b>
<b>TOTAL ADMINISTRATION</b>		<b>\$ 1,996,450</b>	<b>\$ 51,353.84</b>	<b>\$ 1,176,020.67</b>	<b>59%</b>
<b>Planning Section</b>					
408-000-531-33-41-04	Pine Lake Creek Basin Plan	\$ 250,000	\$ -	\$ 328,736.22	131%
<b>TOTAL SERVICES &amp; CHARGES</b>		<b>\$ 250,000</b>	<b>\$ -</b>	<b>\$ 328,736.22</b>	<b>131%</b>
<b>TOTAL PLANNING</b>		<b>\$ 250,000</b>	<b>\$ -</b>	<b>\$ 328,736.22</b>	<b>131%</b>
<b>Engineering Section</b>					
408-000-531-32-11-00	Salaries	\$ 2,055,100	\$ 87,878.93	\$ 1,620,797.92	79%
408-000-531-32-12-00	Overtime	2,000	-	205.65	10%
408-000-531-32-21-00	Benefits	770,200	28,727.59	607,097.23	79%
<b>TOTAL PERSONNEL</b>		<b>\$ 2,827,300</b>	<b>\$ 116,606.52</b>	<b>\$ 2,228,100.80</b>	<b>79%</b>
408-000-531-32-31-00	Office & Operating Supplies	\$ 37,000	\$ 1,013.82	\$ 6,733.85	18%
408-000-531-32-31-01	Meetings	3,400	-	210.26	6%
408-000-531-32-31-04	Safety Clothing	600	-	930.31	155%
408-000-531-32-32-00	Fuel	6,000	-	9,015.30	150%
408-000-531-32-34-00	Maps	400	-	74.95	19%
408-000-531-32-35-00	Small Tools & Minor Equipment	3,000	-	1,205.60	40%
<b>TOTAL SUPPLIES</b>		<b>\$ 50,400</b>	<b>\$ 1,013.82</b>	<b>\$ 18,170.27</b>	<b>36%</b>
408-000-531-32-41-00	Professional Services (5)	\$ 1,527,000	\$ 14,983.29	\$ 554,548.57	36%
408-000-531-32-41-02	Engineering Services	200,000	786.00	17,612.42	9%
408-000-531-32-42-00	Communications	6,000	631.47	10,622.16	177%
408-000-531-32-42-02	Postage	-	-	37.46	*
408-000-531-32-43-00	Travel	2,000	-	1,603.80	80%
408-000-531-32-49-00	Miscellaneous	-	-	463.85	*
408-000-531-32-49-01	Memberships	1,900	-	1,874.65	99%

Account Number	Description	2023/2024 Budget	Monthly Actual	BTD Actual Expended	BTD % Expended
408-000-531-32-49-03	Training - Seminars/Conference	14,200	-	3,365.54	24%
<b>TOTAL SERVICES &amp; CHARGES</b>		<b>\$ 1,751,100</b>	<b>\$ 16,400.76</b>	<b>\$ 590,128.45</b>	<b>34%</b>
408-000-594-32-64-00	Capital Equipment	\$ 5,000	\$ -	\$ -	0%
408-000-594-53-64-00	Machinery & Equipment	15,000	-	-	0%
<b>TOTAL CAPITAL</b>		<b>\$ 20,000</b>	<b>\$ -</b>	<b>\$ -</b>	<b>0%</b>
<b>TOTAL ENGINEERING</b>		<b>\$ 4,648,800</b>	<b>\$ 134,021.10</b>	<b>\$ 2,836,399.52</b>	<b>61%</b>
<b>Maintenance &amp; Operations Section</b>					
408-000-531-35-11-00	Salaries	\$ 1,186,400	\$ 45,776.72	\$ 941,352.87	79%
408-000-531-35-12-00	Overtime	64,000	5,281.79	95,454.61	149%
408-000-531-35-14-00	Standby Pay	31,600	1,270.50	27,505.50	87%
408-000-531-35-21-00	Benefits	585,000	21,177.45	435,202.12	74%
<b>TOTAL PERSONNEL</b>		<b>\$ 1,867,000</b>	<b>\$ 73,506.46</b>	<b>\$ 1,499,515.10</b>	<b>80%</b>
408-000-531-35-31-00	Office & Operating Supplies	\$ 249,400	\$ 5,197.27	\$ 93,124.00	37%
408-000-531-35-31-04	Safety Clothing	12,000	149.74	2,543.63	21%
408-000-531-35-31-05	Meetings	-	-	66.20	*
408-000-531-35-31-06	Signs & Markers	-	-	268.84	*
408-000-531-35-32-00	Fuel	70,500	-	47,121.88	67%
408-000-531-35-35-00	Small Tools & Minor Equipment	6,400	-	22,744.87	355%
<b>TOTAL SUPPLIES</b>		<b>\$ 338,300</b>	<b>\$ 5,347.01</b>	<b>\$ 165,869.42</b>	<b>49%</b>
408-000-531-35-41-00	Professional Services (6)	\$ 3,018,100	\$ 84,555.97	\$ 1,652,679.33	55%
408-000-531-35-41-01	Prof. Services-General Fund (7)	529,342	22,179.92	462,802.24	87%
408-000-531-35-41-05	Beaver Management Program	60,000	-	-	0%
408-000-531-35-42-00	Communications	6,000	403.38	5,518.70	92%
408-000-531-35-43-00	Travel	1,800	14.94	1,269.52	71%
408-000-531-35-45-00	Operating Rentals & Leases	32,100	-	5,435.99	17%
408-000-531-35-47-00	Utility Services	83,000	508.81	59,888.57	72%
408-000-531-35-48-00	Repair & Maintenance	66,000	-	32,791.04	50%
408-000-531-35-49-00	Miscellaneous	-	-	333.11	*
408-000-531-35-49-03	Training - Seminars/Conference	25,200	-	10,506.75	42%
<b>TOTAL SERVICES &amp; CHARGES</b>		<b>\$ 3,821,542</b>	<b>\$ 107,663.02</b>	<b>\$ 2,231,225.25</b>	<b>58%</b>
408-000-594-35-64-00	Machinery & Equipment	\$ 533,000	\$ -	\$ 22,599.34	4%
<b>TOTAL CAPITAL</b>		<b>\$ 533,000</b>	<b>\$ -</b>	<b>\$ 22,599.34</b>	<b>4%</b>
<b>TOTAL MAINTENANCE &amp; OPERATIONS</b>		<b>\$ 6,559,842</b>	<b>\$ 186,516.49</b>	<b>\$ 3,919,209.11</b>	<b>60%</b>
<b>Total Interfund Section</b>					
408-000-597-00-00-48	Operating Transfers - CIP	\$ 9,518,981	\$ 382,263.58	\$ 8,372,190.26	88%
408-000-531-35-49-51	SWM - Fleet Replacement	126,462	5,269.25	110,654.25	88%
408-000-531-35-48-51	SWM - Fleet R & M	155,250	6,214.58	136,606.26	88%
408-000-531-39-41-52	Interfund - Technology	741,546	36,821.92	631,080.24	85%
408-000-531-39-46-53	Interfund - Risk Management	187,900	-	187,900.00	100%
<b>TOTAL INTERFUND</b>		<b>\$10,730,139</b>	<b>\$ 430,569.33</b>	<b>\$ 9,438,431.01</b>	<b>88%</b>
<b>TOTAL FUND</b>		<b>\$ 24,185,231</b>	<b>\$ 802,460.76</b>	<b>\$ 17,698,796.53</b>	<b>73%</b>

- (1) Cost of having King County bill for Sammamish stormwater fees. 1% of the SW fee billing plus \$1.63 per account.
- (2) Annual NPDES permit fees, water monitoring, WRIA 8 cost share.
- (3) State B & O taxes on stormwater revenue received by the city.
- (4) 228th repair-\$530,000. Water quality monitoring, stormwater outreach education, biologist to assist with permitting, geotechnical consultant, watershed planning, source control programming.
- (5) Street sweeping, storm system vactoring, storm vault filter replacements, ditch cleaning,& storm pond mowing services- NPDES maintenance requirements.
- (6) Reimbursement for Facility Department costs paid by the General Fund.

City of Sammamish

**Surface Water Capital Projects Fund**

Biennial Budget to Actual Expenditure Comparison

Month Ending September 30, 2024

Account Number	Description	2023/2024 Budget	Monthly Actual	BTD Actual Expended	BTD % Expended
<b>Stormwater Projects</b>					
438-413-595-40-63-00	Drainage Capital Resolutions	\$ 436,720	\$ 789.74	\$ 3,634.49	1%
438-434-595-40-63-00	Louis Thomp High Density Pipe	3,317,240	25,300.01	427,003.31	13%
438-441-595-40-61-00	Property Acquisition Fund	725,000	-	-	0%
438-472-595-40-63-00	George Davis Creek Fish Passage	9,469,913	-	457,764.87	5%
438-480-595-40-63-00	Hazel Wolf Culvert Improvement	450,275	-	-	0%
438-482-595-40-63-00	Storm Pipe Rehab Program	661,440	-	-	0%
438-483-595-40-63-00	Storm Facility Retrofit Program	1,091,800	9,431.75	31,323.75	3%
438-484-595-40-63-00	Storm Facility Restoration Program	655,080	-	-	0%
438-485-595-40-63-00	Projects \$50K to \$300 K	545,900	9,335.48	146,108.32	27%
438-489-595-40-63-00	Flood Mit 212th Ave SE: 14th-18th	117,040	-	-	0%
438-490-595-40-63-00	IFCR Flood Mit: Endeavor-SE Duthie	287,260	-	-	0%
<b>SW Component of Transportation Projects</b>					
438-487-595-40-63-00	ELSP Shore Lane Reconstruction	120,650	-	-	0%
438-491-595-40-63-00	Sahalee Way-City Limits to 28/233	492,800	13,022.00	79,138.00	16%
<b>TOTAL CAPITAL</b>		<b>\$ 18,371,118</b>	<b>\$ 57,878.98</b>	<b>\$ 1,144,972.74</b>	<b>6%</b>
<b>TOTAL FUND</b>		<b>\$ 18,371,118</b>	<b>\$ 57,878.98</b>	<b>\$ 1,144,972.74</b>	<b>6%</b>

City of Sammamish

**Equipment Rental & Replacement Fund**

Biennial Budget to Actual Expenditure Comparison  
Month Ending September 30, 2024

Account Number	Description	2023/2024 Budget	Monthly Actual	BTD Actual Expended	BTD % Expended
501-000-548-65-11-00	Salaries	\$ 177,200	\$ 7,353.13	\$ 149,535.12	84%
501-000-548-65-12-00	Overtime	40,000	167.56	2,498.70	6%
501-000-548-65-14-00	Standby Pay	21,670	-	396.00	2%
501-000-548-65-21-00	Benefits	63,200	2,545.81	53,689.34	85%
<b>TOTAL PERSONNEL</b>		<b>\$ 302,070</b>	<b>\$ 10,066.50</b>	<b>\$ 206,119.16</b>	<b>68%</b>
501-000-548-65-31-00	Vehicle/Equipment Supplies	\$ 199,000	\$ 4,956.41	\$ 121,649.12	61%
501-000-548-65-32-00	Fuel	3,600	-	589.68	16%
501-000-548-65-35-00	Small Tools and Equipment	16,700	-	2,091.90	13%
<b>TOTAL SUPPLIES</b>		<b>\$ 219,300</b>	<b>\$ 4,956.41</b>	<b>\$ 124,330.70</b>	<b>57%</b>
501-000-548-65-41-00	Professional Services	\$ 37,200	\$ 108.15	\$ 12,526.10	34%
501-000-548-65-48-00	Repairs and Maintenance	176,000	-	128,083.79	73%
501-000-548-65-48-07	Repair & Maint - Parts	-	-	2,154.99	*
501-000-548-65-49-00	Miscellaneous	-	-	167.54	*
501-000-548-65-49-01	Memberships	-	-	150.00	*
501-000-548-65-49-03	Training	3,100	-	6,911.34	223%
<b>TOTAL SERVICES &amp; CHARGES</b>		<b>\$ 216,300</b>	<b>\$ 108.15</b>	<b>\$ 149,993.76</b>	<b>69%</b>
501-000-594-48-64-00	Machinery & Equipment (1)	\$ 930,380	\$ -	\$ 627,375.97	67%
<b>TOTAL CAPITAL</b>		<b>\$ 930,380</b>	<b>\$ -</b>	<b>\$ 627,375.97</b>	<b>67%</b>
<b>TOTAL FUND</b>		<b>\$ 1,668,050</b>	<b>\$ 15,131.06</b>	<b>\$ 1,107,819.59</b>	<b>66%</b>

(1) 2023 Replacements.

- V-45 2013 Ford F250 4X4 Supercab
- V-46 2013 Ford F250 4X4 Supercab
- V-40 2013 Ford F250 4X4 Supercab
- V-41 2013 Chevrolet Silverado 4X4 Crew Cab
- V-42 2013 Ford F250 4X4 Supercab Flatbed
- V-43 2013 Ford F150 4X2 Supercab Pickup
- V-31 2010 4WD Ford Escape Hybrid
- V-38 2012 Nissan Leaf EV
- V-39 2012 Nissan Leaf EV
- E-155 Speed Radar Trailer
- E-132 Toyota Forklift Upgrade to Larger Capacity

(1) 2024 Replacements

- V-34 2010 2WD Ford Escape Hybrid
- V-35 2010 2WD Ford Escape Hybrid
- E-149 John Deere Gator XUV 855D with Boss Plow attachment
- E-165 John Deere Gator XUV 855D
- E-169 John Deere Bunker Rake 1200
- E-172 John Deere Gator XUV 855D Gator

City of Sammamish

**Information Technology Fund**

**Biennial Budget to Actual Expenditure Comparison  
Month Ending September 30, 2024**

Account Number	Description	2023/2024 Budget	Monthly Actual	BTD Actual Expended	BTD % Expended
502-000-518-81-11-00	Salaries	\$ 2,434,400	\$ 107,603.01	\$ 2,128,860.45	87%
502-000-518-81-12-00	Overtime	12,000	362.91	10,720.01	89%
502-000-518-81-13-00	Intern	19,000	-	3,440.13	18%
502-000-518-81-21-00	Benefits	904,700	39,398.36	797,499.75	88%
<b>TOTAL PERSONNEL</b>		<b>\$ 3,370,100</b>	<b>\$ 147,364.28</b>	<b>\$ 2,940,520.34</b>	<b>87%</b>
502-000-518-81-31-00	Office & Operating Supplies	\$ 50,000	\$ 667.73	\$ 75,716.31	151%
502-000-518-81-35-00	Small Tools & Minor Equipment	505,500	-	137,284.16	27%
<b>TOTAL SUPPLIES</b>		<b>\$ 555,500</b>	<b>\$ 667.73</b>	<b>\$ 213,000.47</b>	<b>38%</b>
502-000-518-81-41-00	Professional Services (1)	\$ 1,403,000	\$ 11,556.54	\$ 1,248,268.46	89%
502-000-518-81-41-01	Prof Svcs-Ortho Photography	131,500	-	69,581.94	53%
502-000-518-81-41-51	Intergovernmental Services	172,000	-	88,503.72	51%
502-000-518-81-42-00	Communications	23,500	1,526.40	30,459.21	130%
502-000-518-81-43-00	Travel	5,000	156.20	10,853.21	217%
502-000-518-81-45-00	Operating Rentals & Leases	96,000	3,592.00	79,625.54	83%
502-000-518-81-48-00	Repair & Maintenance (2)	935,000	40.00	654,089.80	70%
502-000-518-81-48-01	Council Chambers AV Repair	100,000	-	-	0%
502-000-518-81-49-01	Memberships	1,000	-	1,224.48	122%
502-000-518-81-49-03	Training - Seminars/Conference	82,700	-	29,961.70	36%
<b>TOTAL SERVICES &amp; CHARGES</b>		<b>\$ 2,949,700</b>	<b>\$ 16,871.14</b>	<b>\$ 2,212,568.06</b>	<b>75%</b>
502-000-594-18-64-00	Machinery & Equipment (3)	\$ 435,000	\$ -	\$ 59,750.23	14%
<b>TOTAL CAPITAL</b>		<b>\$ 435,000</b>	<b>\$ -</b>	<b>\$ 59,750.23</b>	<b>14%</b>
<b>TOTAL FUND</b>		<b>\$ 7,310,300</b>	<b>\$ 164,903.15</b>	<b>\$ 5,425,839.10</b>	<b>74%</b>

(1) Software licenses: Appspace, AWC-GIS Consortium, ActiveNav, Dynadot, Grammarly, Granicus (GovDelivery), HootSuite, Iland, O365 G3, Microsoft EA (2022), SiteImprove, Smarsh, VPN Security, Encryptomatic (Message Export-Clerk PRRs), SeeClickFix, Solarwinds (Samanage Help Desk), FireEye, Cisco Meraki, Watchguard, MalwareBytes, Nuvelocity, Paessler, VMWare, Lansweeper, Veeam.

(2) Consolidated IT Expenditures-Azteca Systems (Cityworks), TDC Group Freeance (Mobile for Cityworks), BlueBeam, Central Square (Trakit), Collabware (ERMS), ESRI, DLT (AutoCad), Adobe, Diligent (iCompass), Opentext (Hightail), Springbrook, Galaxy (Community Connect-RA Volunteer Tracking), Parks Planning, Perfect Mind, Tableau, Survey Monkey, Zoom, Hightail, Castus, Fleet Management.

(3) Phone system, fleet management software, electronic records management, data growth center, iCompass agenda management upgrade.

City of Sammamish

**Risk Management Fund**

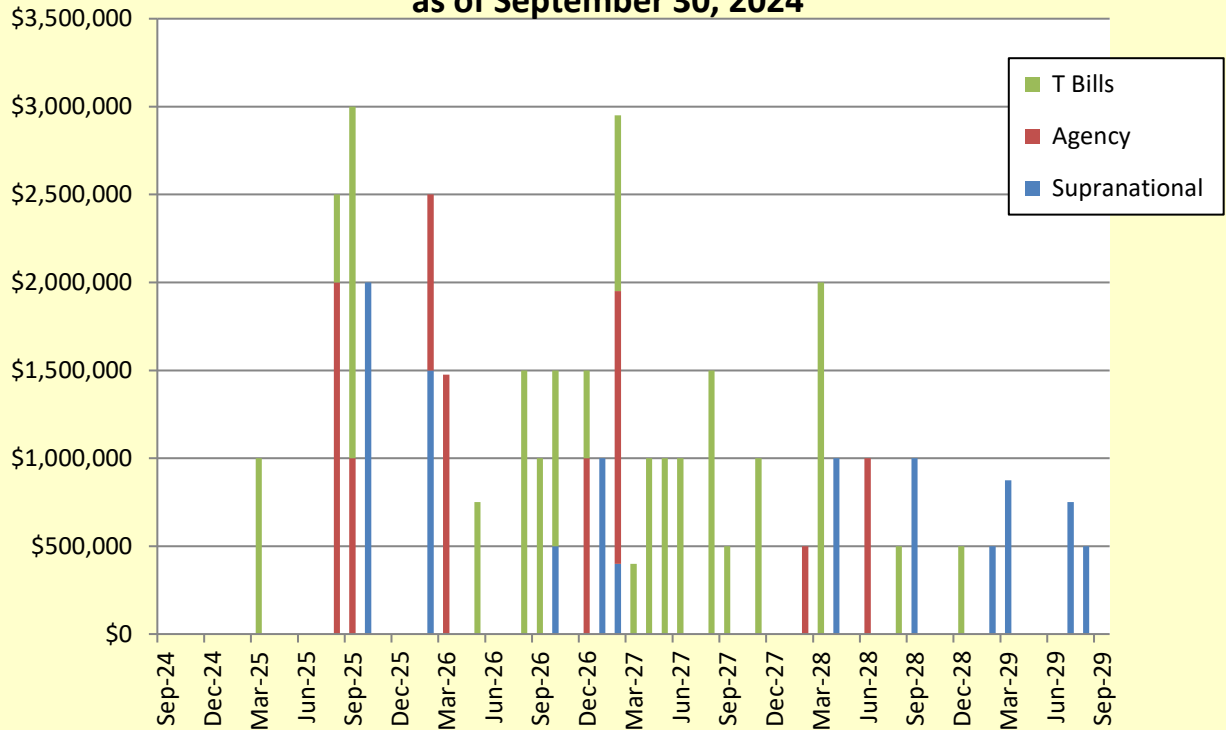
Biennial Budget to Actual Expenditure Comparison  
Month Ending September 30, 2024

Account Number	Description	2023/2024 Budget	Monthly Actual	BTD Actual Expended	BTD % Expended
503-000-517-70-22-00	Unemployment Benefits	\$ 50,000	\$ 11.46	\$ 34,360.95	69%
<b>TOTAL PERSONNEL</b>		<b>\$ 50,000</b>	<b>\$ 11.46</b>	<b>\$ 34,360.95</b>	<b>69%</b>
503-000-518-90-46-00	Insurance	\$ 1,540,000	\$ -	\$ 1,738,753.47	113%
<b>TOTAL SERVICES &amp; CHARGES</b>		<b>\$ 1,540,000</b>	<b>\$ -</b>	<b>\$ 1,738,753.47</b>	<b>113%</b>
<b>TOTAL FUND</b>		<b>\$ 1,590,000</b>	<b>\$ 11.46</b>	<b>\$ 1,773,114.42</b>	<b>112%</b>

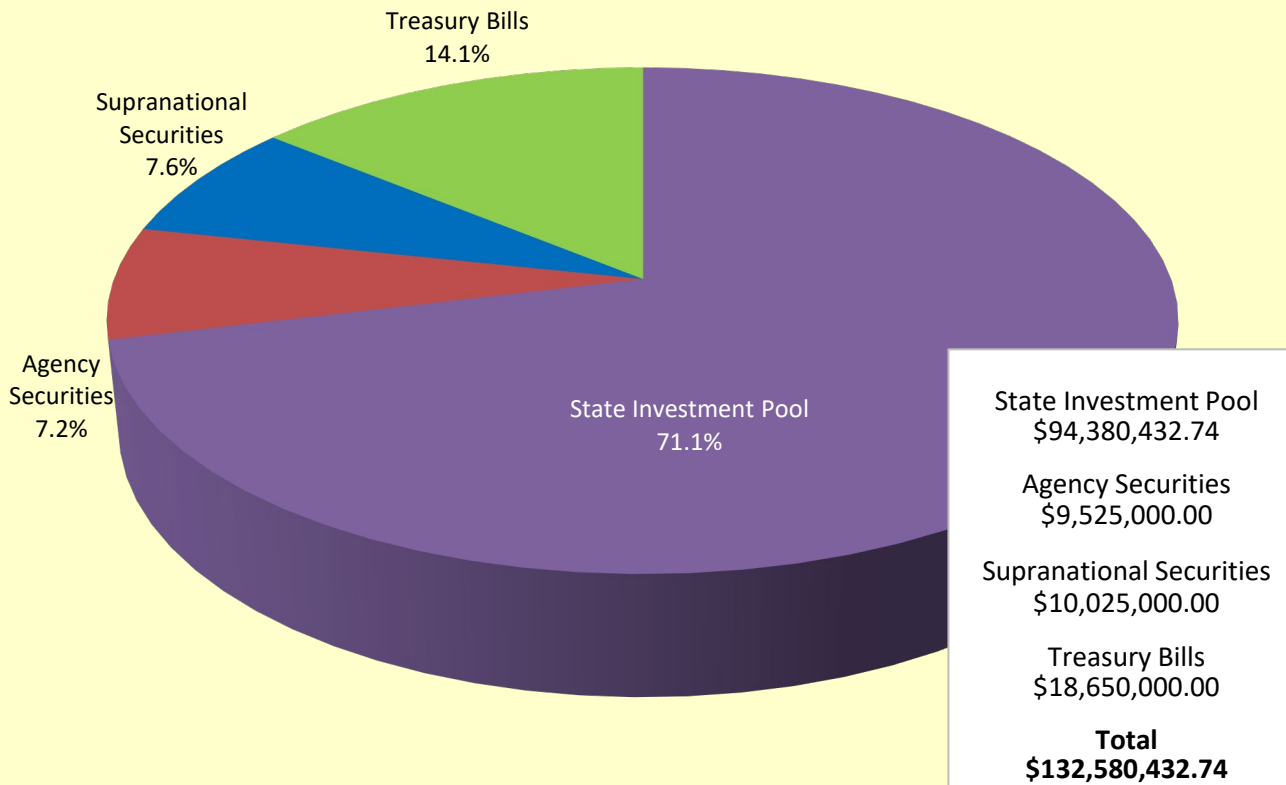


# INVESTMENT PORTFOLIO

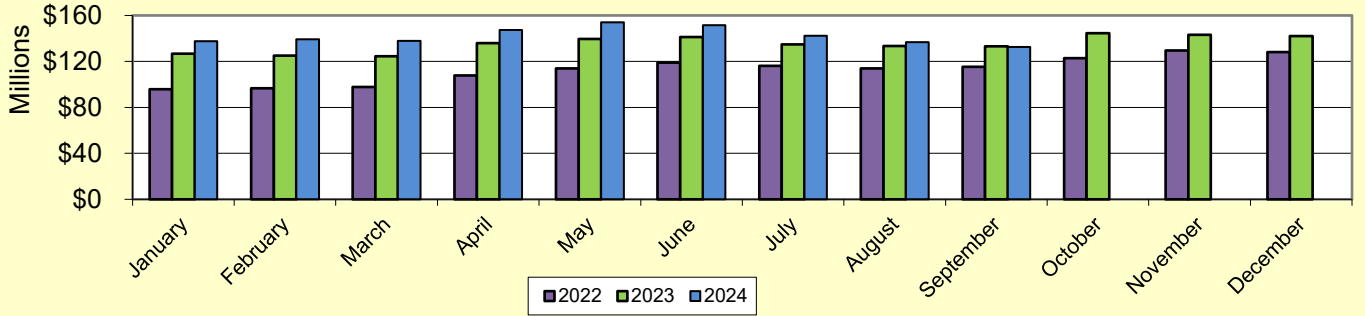
## City of Sammamish Portfolio Maturities as of September 30, 2024



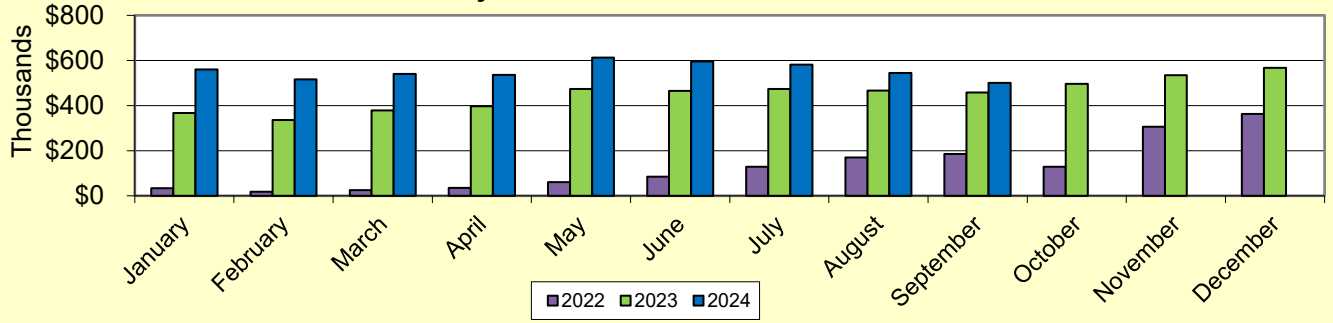
## Investments By Category



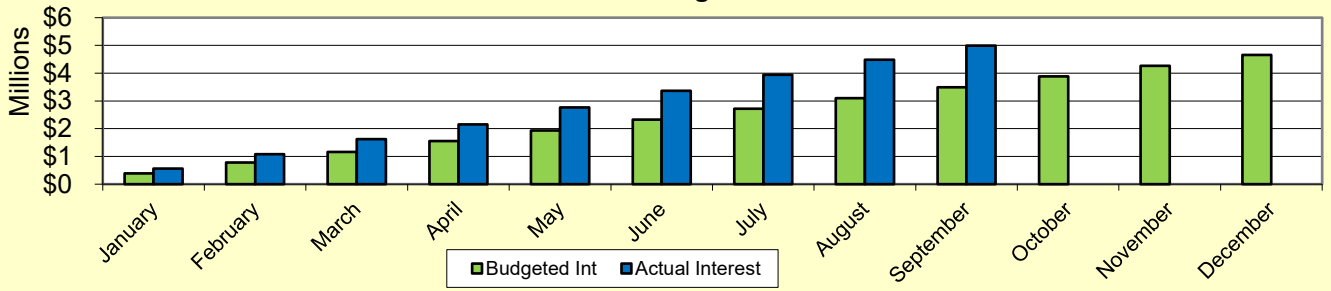
### City of Sammamish - Portfolio Size



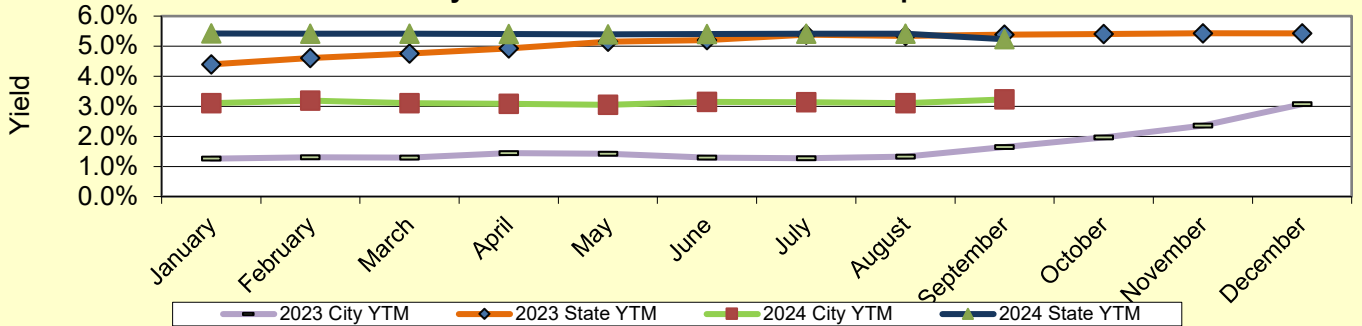
### Monthly Interest Earned Cash Basis



### 2024 Year-to-Date Actual to Budgeted Interest



### City/State Investment Pool Yield Comparisons



### City of Sammamish Yield Curve

